

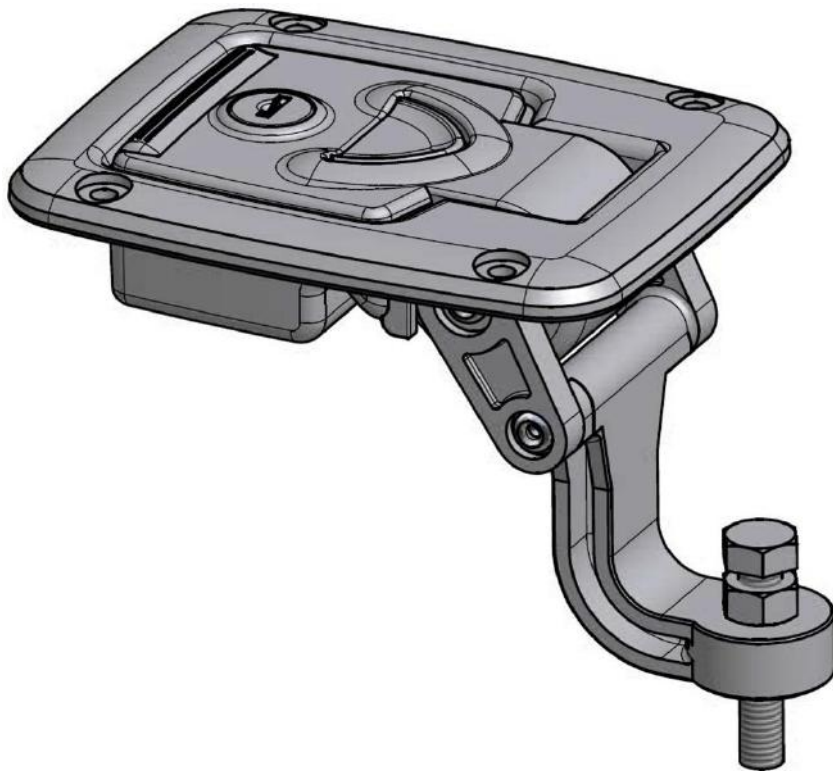
TechFast

Technical Fastening Solutions



Befestigungstechnik nach Maß

SCHWENKHEBEL














GRIFFE

Inhaltsverzeichnis










Artikel	Beschreibung		Seite
LTH.07014.*	Kompressionsverschluss		4
LTH.08014.*	Kompressionsverschluss mit Schloss		5
07PB0/07FB0	Kompressionsverschluss mit Schloss, Kunststoff		6
FH718.3BK	Kompressionsverschluss mit Schloss		7
FH727.BK	Kompressionsverschluss mit Schloss		6
FH726.1BK	Kompressionsverschluss		7
FH26.11CP	Kompressionsverschluss		7
FH726.2BK	Kompressionsverschluss		8
FH727.3BK	Kompressionsverschluss		8
	Einbaugrafik und Optionen für Türdicke 1mm - 4mm		9
FH831/FH819	Schwenkgriff - Stangenschloss		10
FH832-FH833	Schwenkgriff - Stangenschloss		11
FH840	Schwenkgriff - Stangenschloss		12
FH846	Schwenkgriff - Stangenschloss		13

Inhaltsverzeichnis

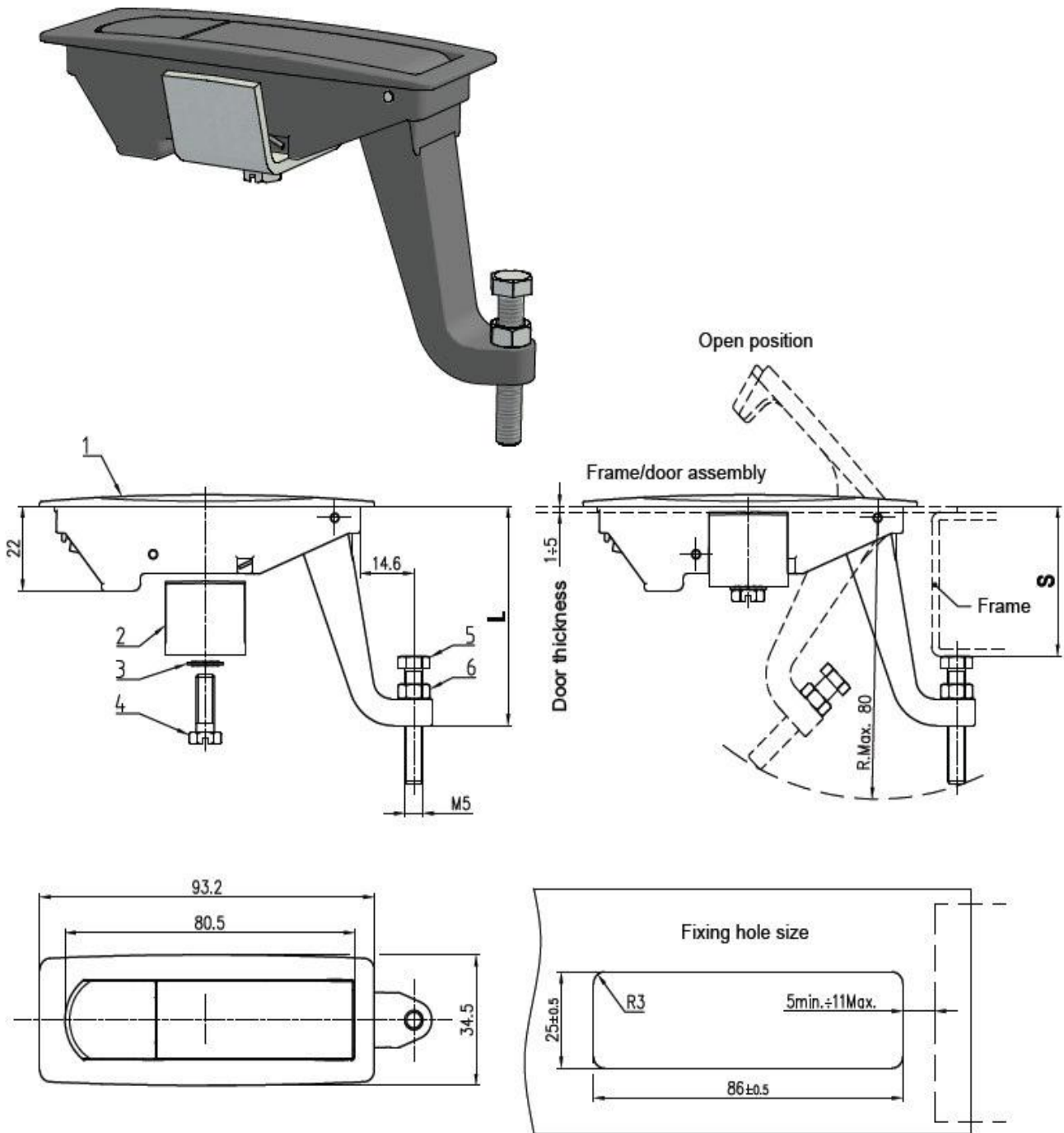
Artikel	Beschreibung		Seite
FH848	Schwenkgriff - Stangenschloss		14
FH848.3	Schwenkgriff - Stangenschloss		14
	Antriebe, Stangen und Zubehör		15
	Einbaugrafik und Optionen für Türdicke 2mm		16
FH840.*A	Schwenkgriff - Stangenschloss		17
FH840.*B	Schwenkgriff - Stangenschloss		17
FH840.*C	Schwenkgriff - Stangenschloss		18
FH848.*B	Schwenkgriff - Stangenschloss		18
FH875.*	Schwenkgriff - Stangenschloss		19
FH875.*.*	Schwenkgriff - Stangenschloss		20
	Einbaugrafik und Optionen für Türdicke 2mm		21
FH865	Schwenkgriff - Stangenschloss		22
FH876	Schwenkgriff - Stangenschloss		23
FH838	Schwenkgriff - Stangenschloss		24,0

Inhaltsverzeichnis			Seite
Artikel	Beschreibung		
FH851/FH852	Schwenkhebelverschluss		25
FH853	Kniehebelverschluss		26
FH867	Kniehebelverschluss		27
FH869	Kniehebelverschluss		27
FH680	Kniehebelverschluss		28
FH690	Kniehebelverschluss		28
FH790	Kniehebelverschluss		29
FH880	Kniehebelverschluss		29
5Y001	Schnappverschluss mit Schließzylinder		30
TKC858	Schnappverschluss mit Schließzylinder		31
TKD858	Schnappverschluss mit Schließzylinder		32
TKE858	Schnappverschluss mit Schließzylinder		33
E2.28.00AZ	Klappenverschluss		34

Inhaltsverzeichnis

Artikel	Beschreibung		Seite
E2.28.01.AZ	Klappenverschluss		35
FL50.6.AC.M	Drehgriff mit Schließzylinder		36
E7.4*	Handgriff einklippsbar		37
FH725	Schnappverschluss einklippsbar		38
FH511	Handgriff		39
FH516	Handgriff		40
FH519	Handgriff		40
E7.60.00	Handgriff federnd		41
E7.70.00	Handgriff federnd		42

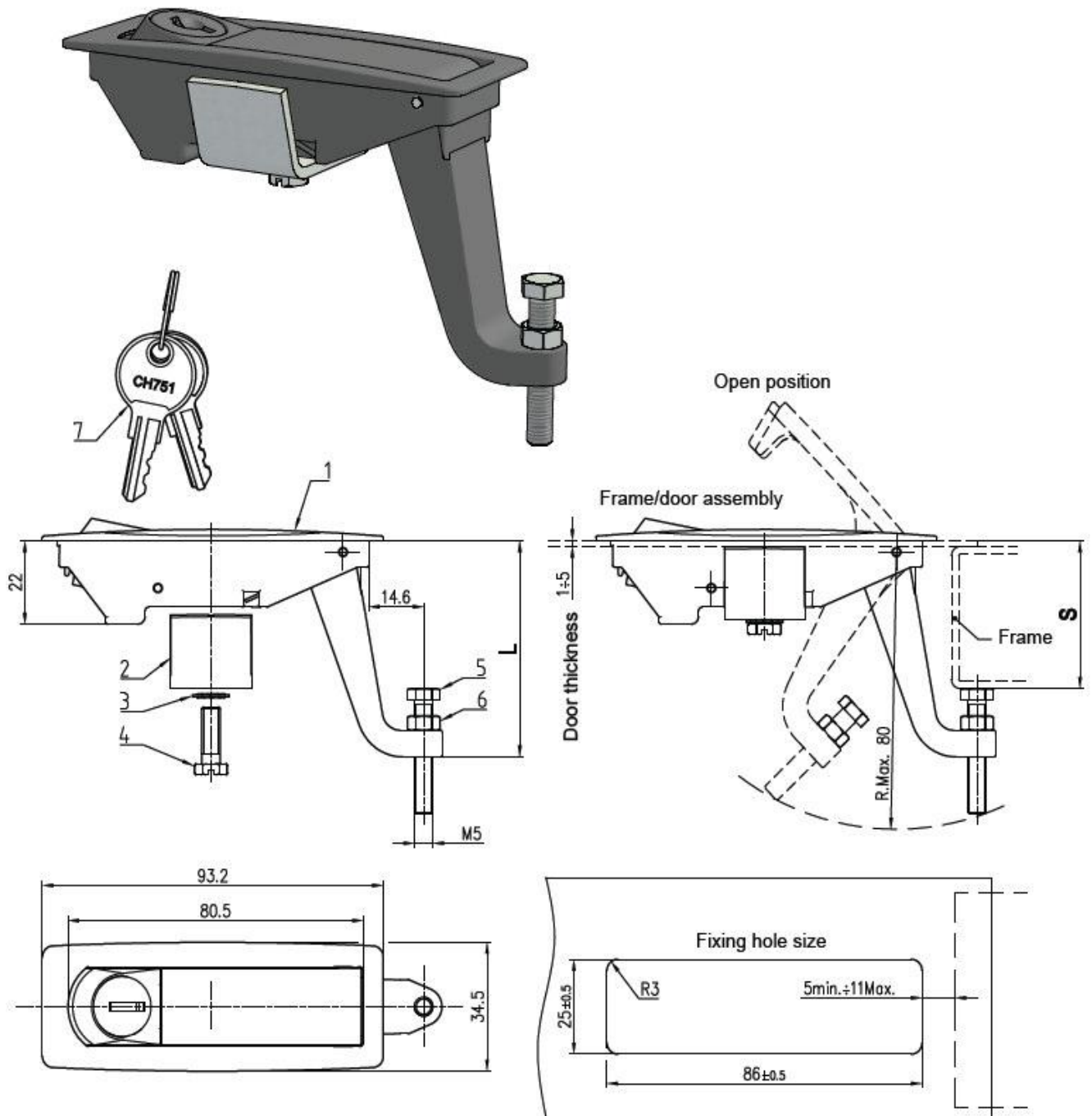
LTH.07014.* - Kompressionsverschluss



Handle part number	L ±1	S ±0,5
LTH.07014	35	2÷24
LTH.07014.60	57	23÷46

Ref	Part description	Material - Finishing	Material - Finishing (add CP to handle p/n)
1	Compression handle	Zinc alloy - Black powder coated	Zinc alloy - Bright chrome
2	Bracket	Steel 4.8 grade - White zinc Cr6 free	Steel 4.8 grade - White zinc Cr6 free
3	Washer	Steel - White zinc Cr6 free	Steel - White zinc Cr6 free
4	Screw M5X15	Steel 4.8 grade - White zinc Cr6 free	Steel 4.8 grade - White zinc Cr6 free
5	Exagonal nut M5	Steel 4.8 grade - White zinc Cr6 free	Steel 4.8 grade - White zinc Cr6 free
6	Adjustment screw M5X30	Steel 4.8 grade - White zinc Cr6 free	Steel 4.8 grade - White zinc Cr6 free

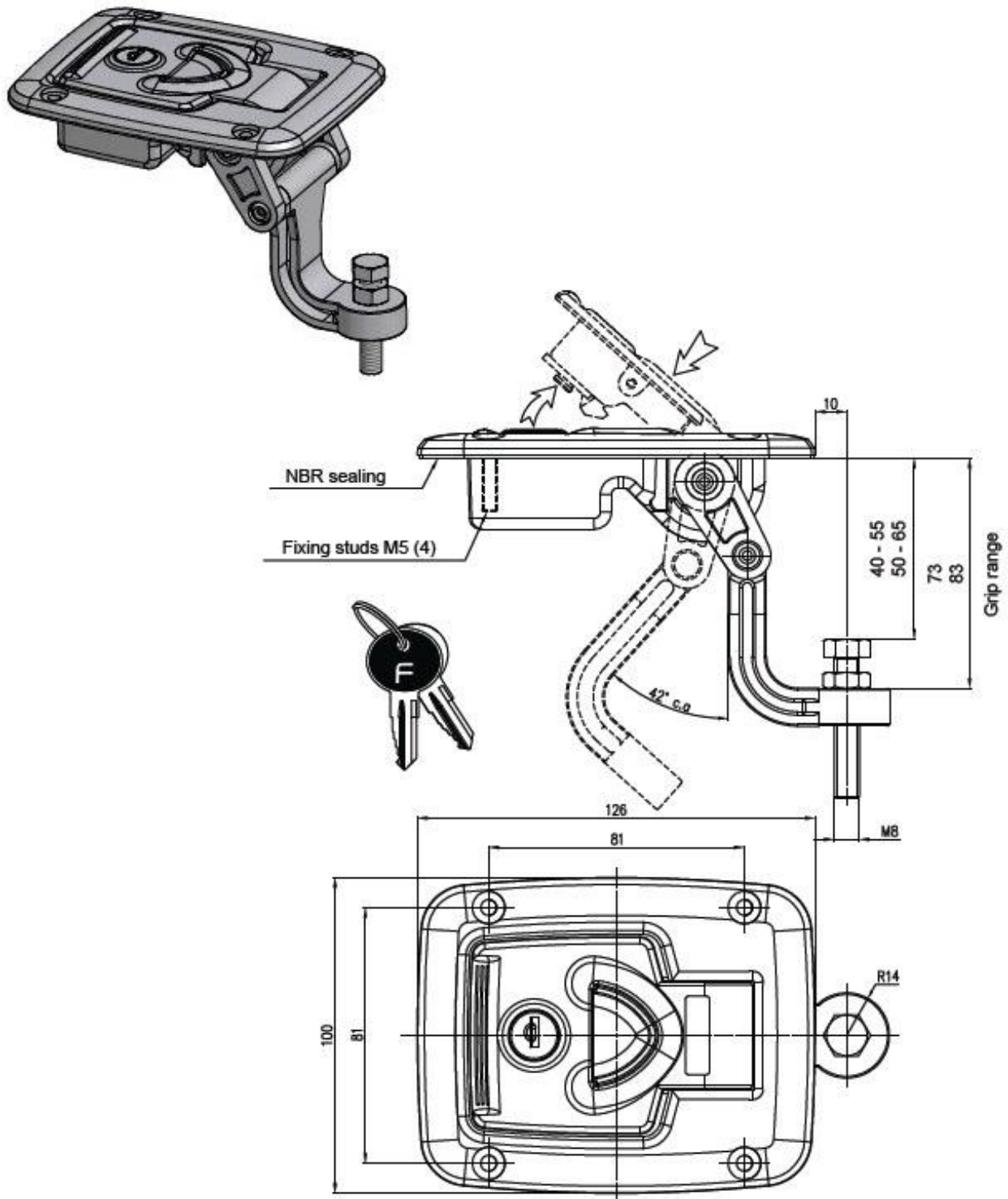
LTH.08014.* - Kompressionsverschluss mit Schloss



Handle part number	L ±1	S ±0,5
LTH.08014	35	2÷24
LTH.08014.60	57	23÷46

Ref	Part description	Material - Finishing	Material - Finishing (add CP to handle p/n)
1	Compression handle	Zinc alloy - Black powder coated	Zinc alloy - Bright chrome
2	Bracket	Steel 4.8 grade - White zinc Cr6 free	Steel 4.8 grade - White zinc Cr6 free
3	Washer	Steel - White zinc Cr6 free	Steel - White zinc Cr6 free
4	Screw M5X15	Steel 4.8 grade - White zinc Cr6 free	Steel 4.8 grade - White zinc Cr6 free
5	Exagonal nut M5	Steel 4.8 grade - White zinc Cr6 free	Steel 4.8 grade - White zinc Cr6 free
6	Adjustment screw M5X30	Steel 4.8 grade - White zinc Cr6 free	Steel 4.8 grade - White zinc Cr6 free
7	Key - code CH751 (2)	Nickel plated	Nickel plated

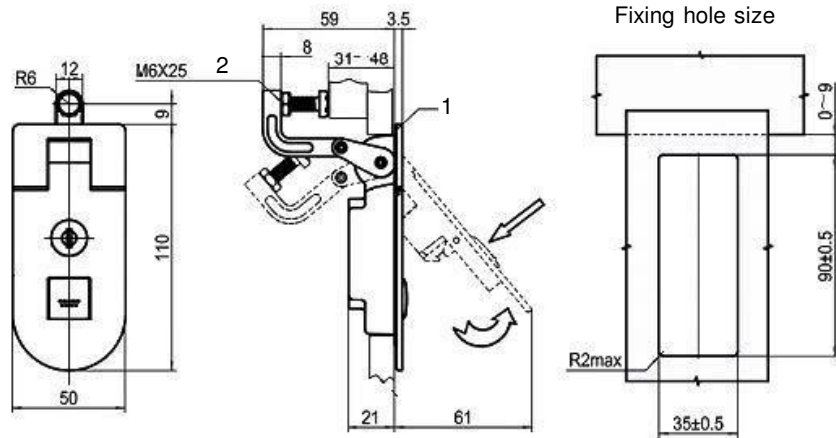
07PB0 / 07FB0 - Kompressionsverschluss mit Schloss, Plastik



Handle part number	Fixing	Grip range	Material	Key codes	Lock specifications
07PB0.PN.KD	Studs M5	50 - 65	Plastic, black	200	Zamak zinc plated, AISI304 cover, dust shutter
07FB0.PN.KD	Holes	50 - 65	Plastic, black	200	Zamak zinc plated, AISI304 cover, dust shutter
07PB1.PN.KD	Studs M5	40 - 55	Plastic, black	200	Zamak zinc plated, AISI304 cover, dust shutter
07FB1.PN.KD	Holes	40 - 55	Plastic, black	200	Zamak zinc plated, AISI304 cover, dust shutter



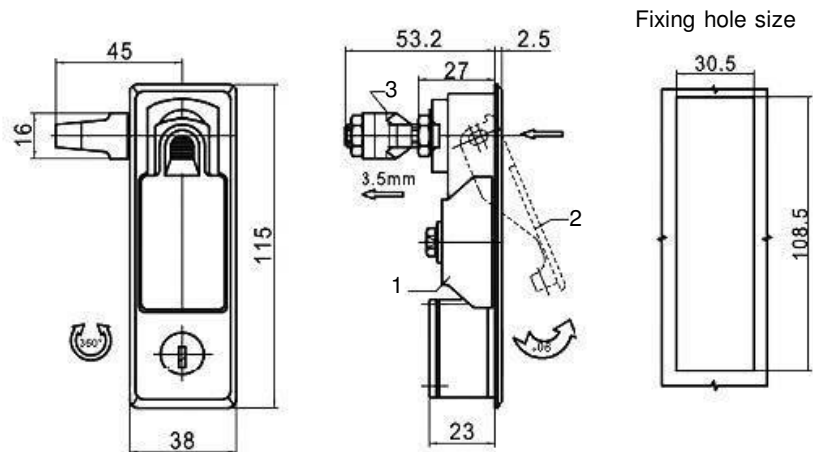
FH718.3BK - Kompressionsverschluss mit Schloss



Handle part number
FH718.3BK

Ref	Part description	Material - Finishing
1	Body	Zinc alloy - Black powder coated
2	Threaded stud	Steel - White zinc Cr6 free

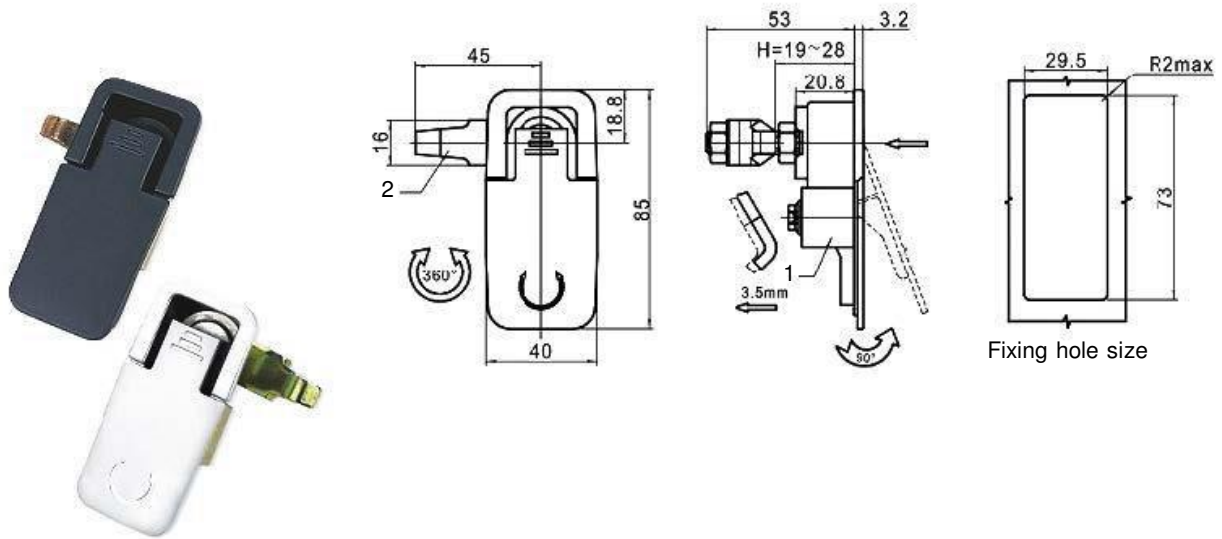
FH727.BK - Kompressionsverschluss mit Schloss



Handle part number
FH727.BK

Ref	Part description	Material - Finishing
1	Body	Zinc alloy - Black powder coated
2	Handle	Zinc alloy - Bright chrome
3	Cam	Steel - White zinc Cr6 free

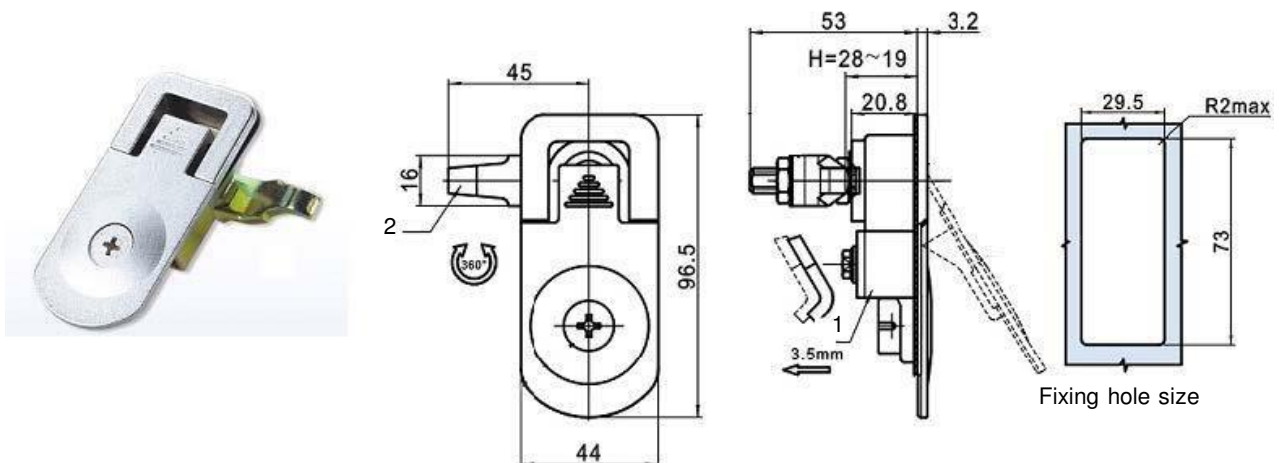
FH726.1BK - Kompressionsverschluss



Handle part number
FH726.1BK

Ref	Part description	Material - Finishing
1	Body	Zinc alloy - Black powder coated
2	Cam	Steel - White zinc Cr6 free

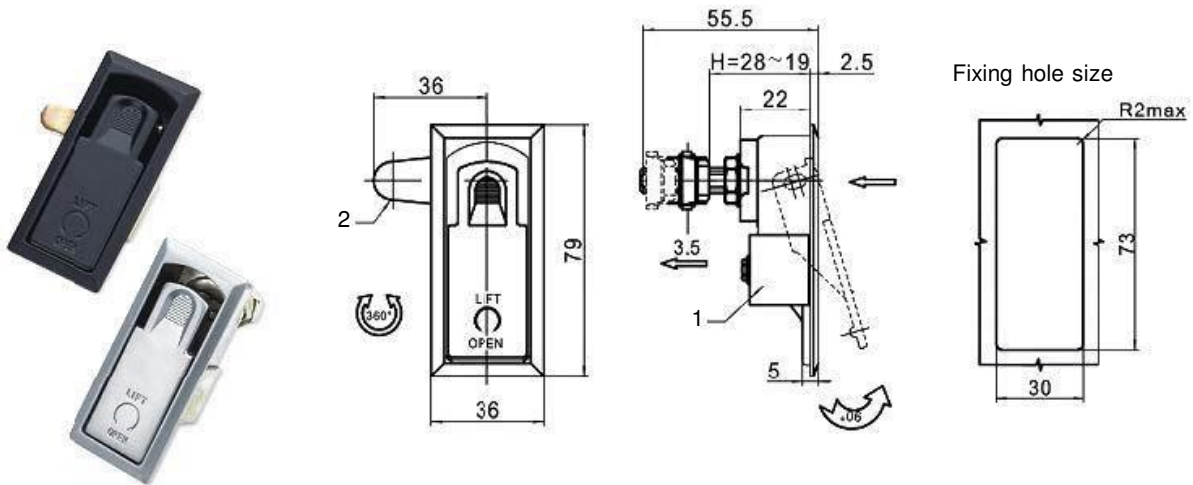
FH726.11CP - Kompressionsverschluss



Handle part number
FH726.11CP

Ref	Part description	Material - Finishing
1	Body	Zinc alloy - Chrome plated
2	Cam	Steel - White zinc Cr6 free

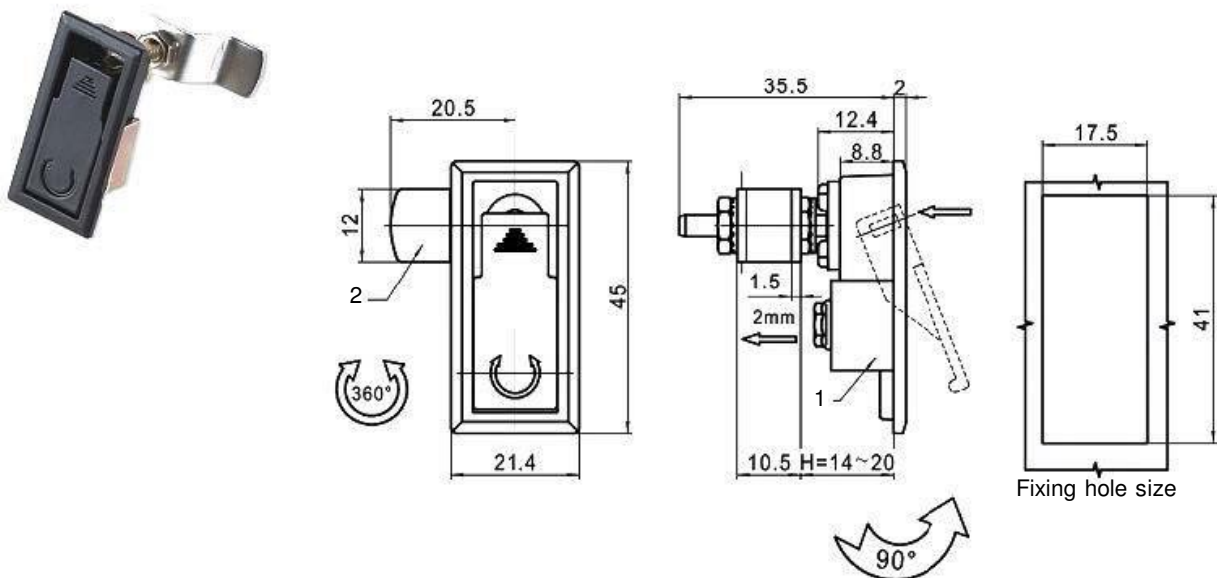
FH726.2BK - Kompressionsverschluss



Handle part number
FH726.2BK

Ref	Part description	Material - Finishing
1	Body	Zinc alloy - Black powder coated
2	Cam	Steel - White zinc Cr6 free

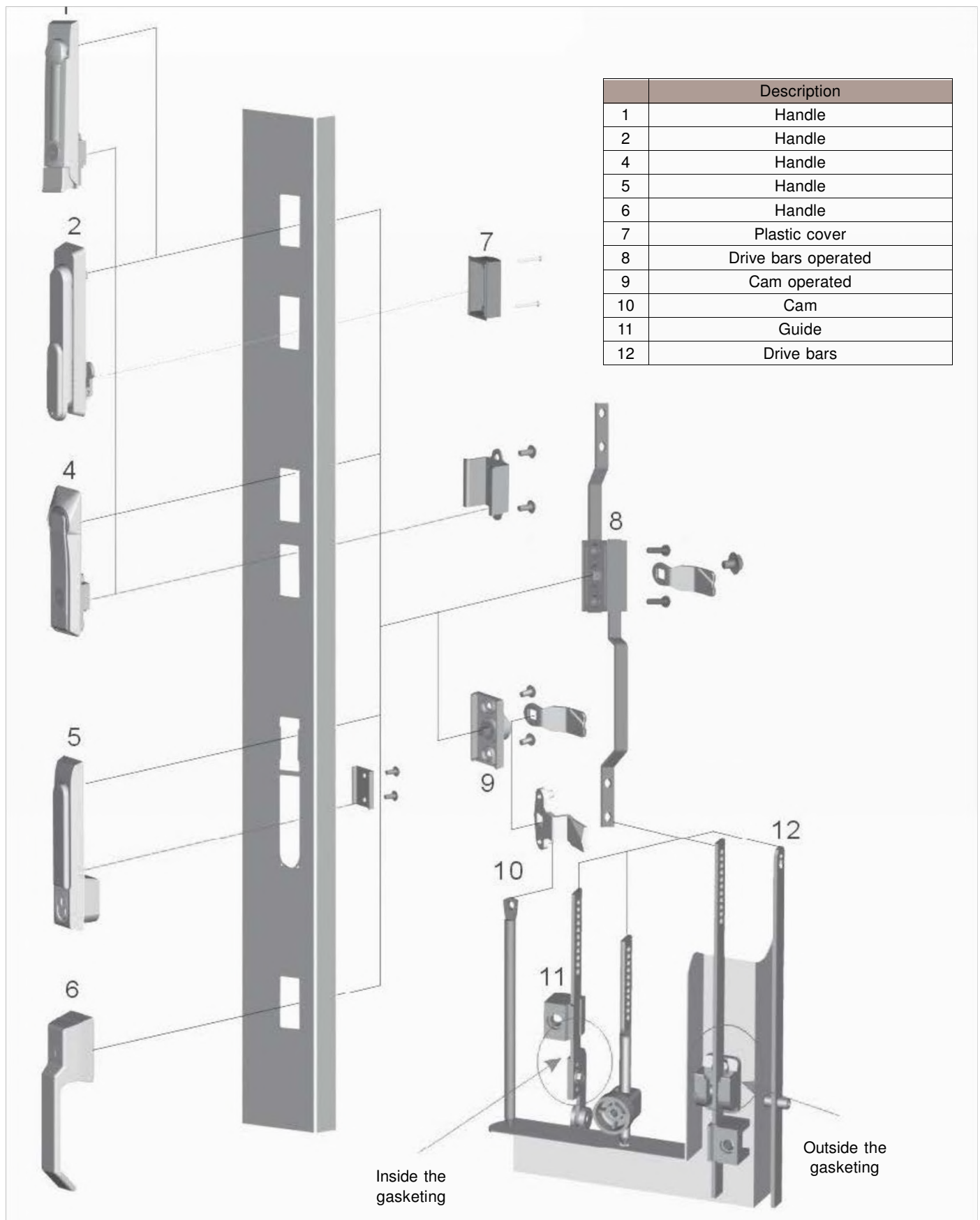
FH726.3BK - Kompressionsverschluss



Handle part number
FH726.3BK

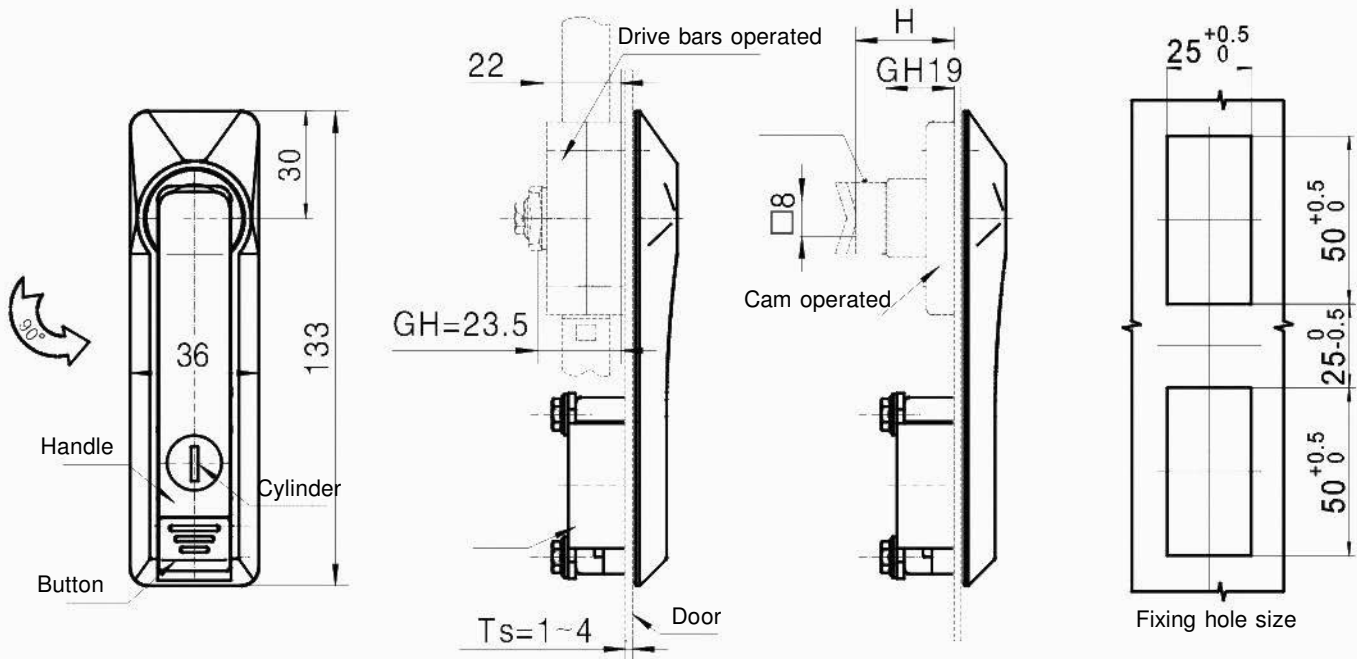
Ref	Part description	Material - Finishing
1	Body	Zinc alloy - Black powder coated
2	Cam	Stainless steel

Einbaugrafik und Optionen, Türdicke 1 mm-4 mm





FH831-FH819 - Schwenkgriff - Stangenschloss




Options: Cam operated Mb9; see page 14
 Drive bars operated Mb1; see page 14

Handle part number	Description
FH831.1	With button
FH831.2	Without button
FH819.1	With button
FH819.2	Without button

Ref	Part description	Material - Finishing
1	Body Handle	Zinc alloy - Black powder coated
2	Handle	Steel - White zinc Cr6 free
3	Drive bars	Steel - White zinc Cr6 free



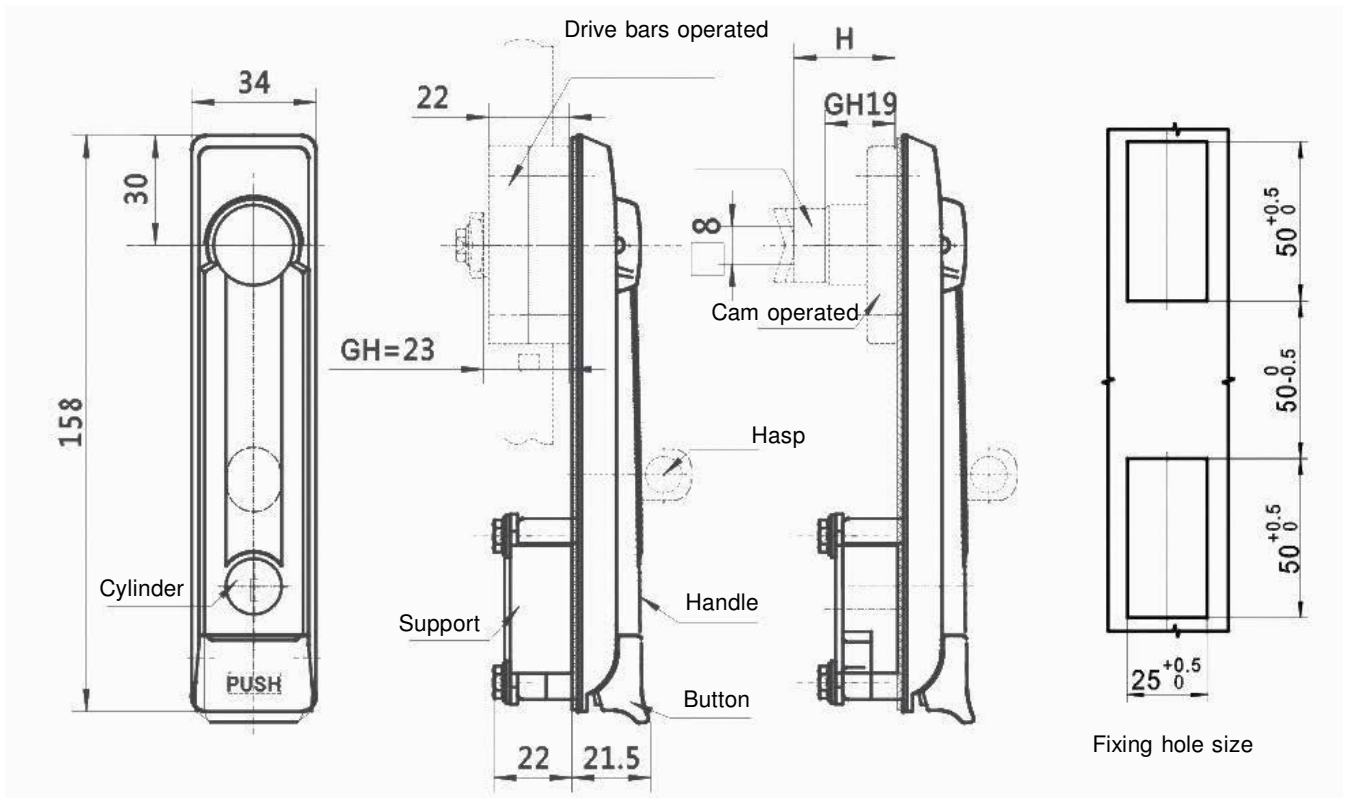
FH832 - FH833 - Schwenkgriff - Stangenschloss



FH832.1 FH832.2 FH832.1P



FH833.1 FH833.2



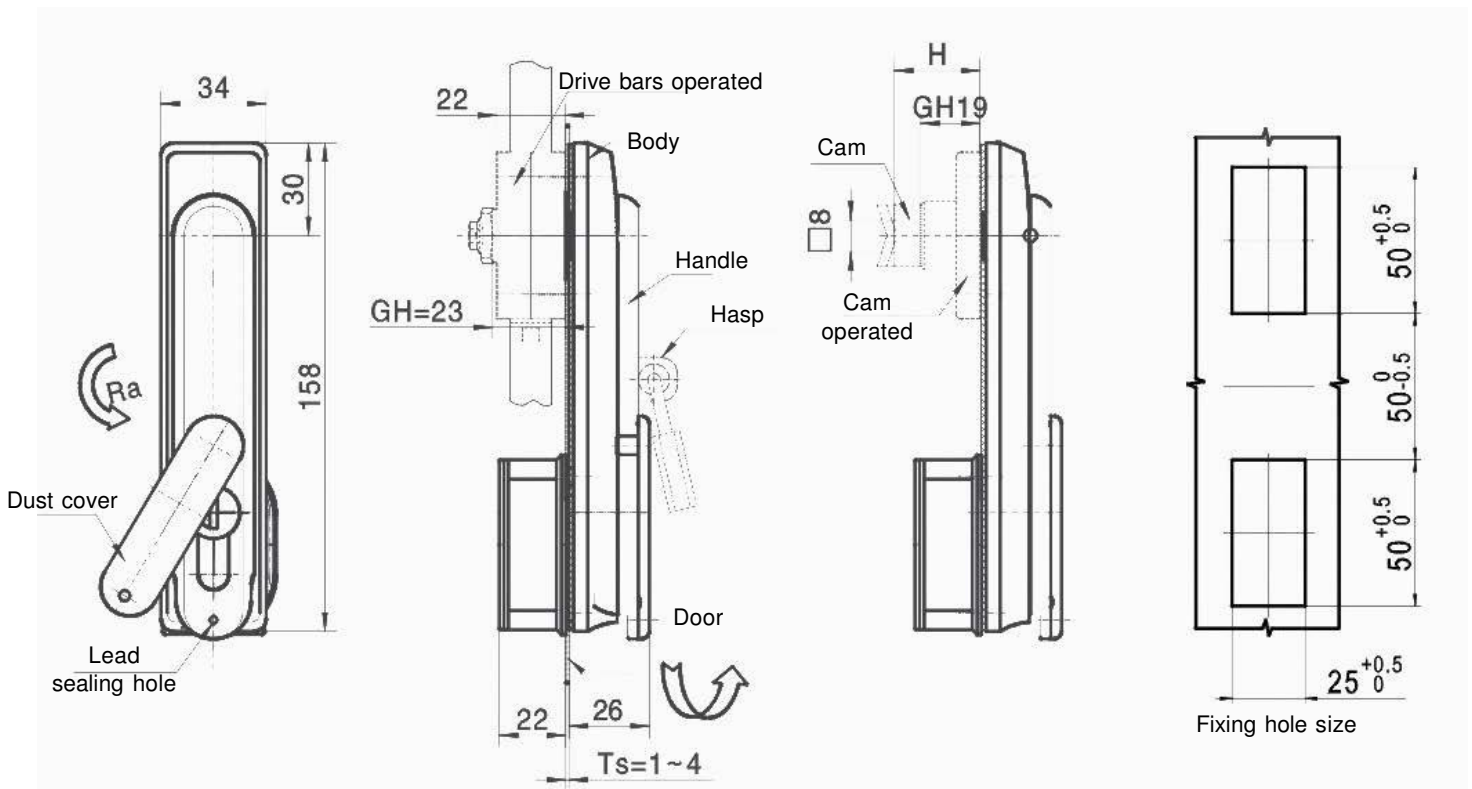
Options: Cam operated Mb9; see page 14

Drive bars operated Mb0; see page 14

Handle part number	Description
FH832.1	With button
FH832.2	Without button
FH832.1P	With button, with Hasp
FH833.1	With button
FH833.2	Without button

Ref	Part description	Material - Finishing
1	Body Handle	Zinc alloy - Black powder coated
2	Handle	Steel - White zinc Cr6 free
3	Drive bars	Steel - White zinc Cr6 free

FH840 - Schwenkgriff - Stangenschloss



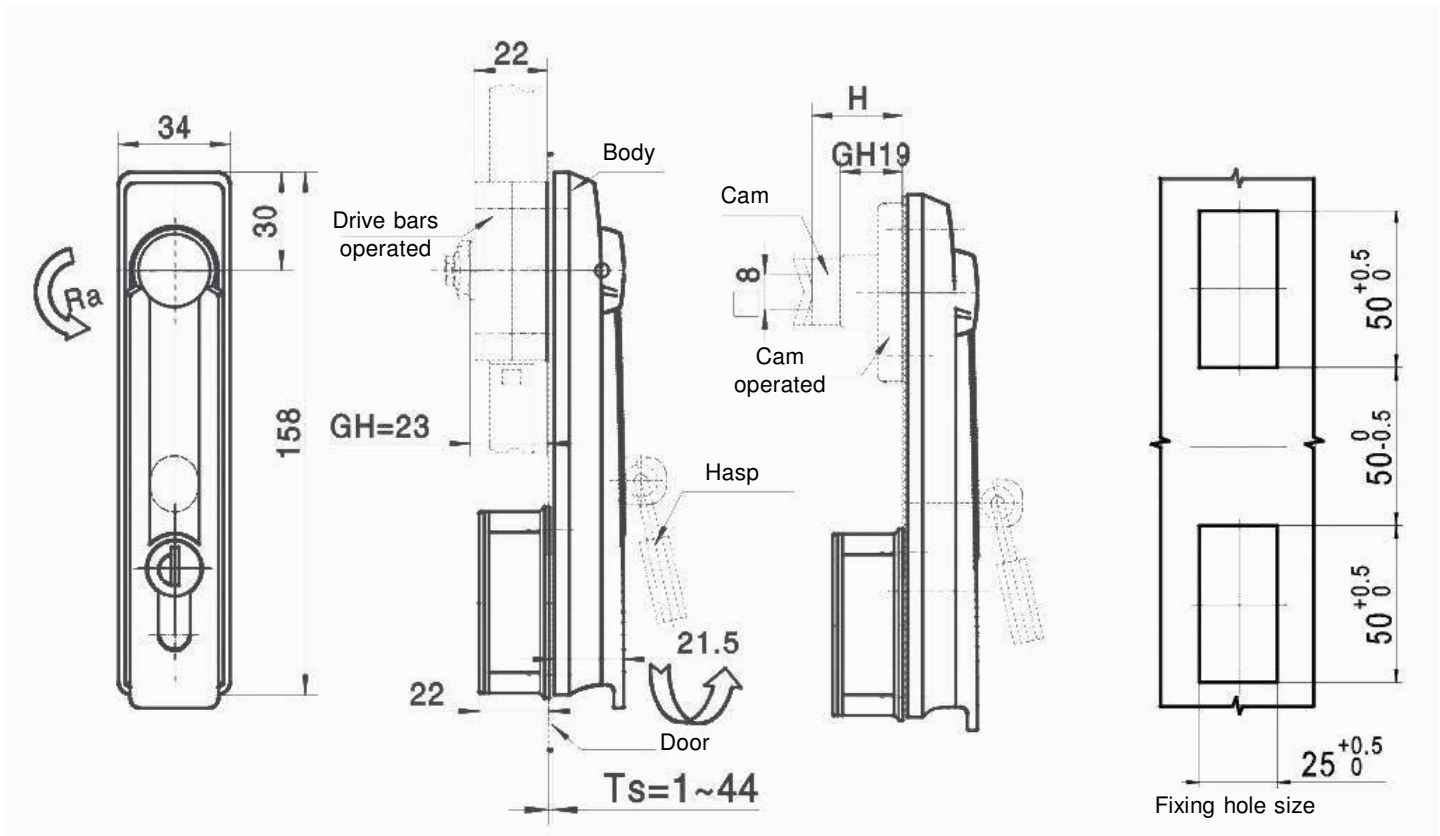
Options: Cam operated Mb9; see page 14
 Drive bars operated Mb0; see page 14

Handle part number	Description
FH840.1	Drive bars, with Mb01
FH840.1.2	Drive bars, with Mb02
FH840.2	Cam

Ref	Part description	Material - Finishing
1	Body and Handle	Zinc alloy - Black powder coated
2	Cam	Steel - White zinc Cr6 free
3	Key-lock cylinder	Zinc alloy - Bright chrome



FH846 - Schwenkgriff - Stangenschloss

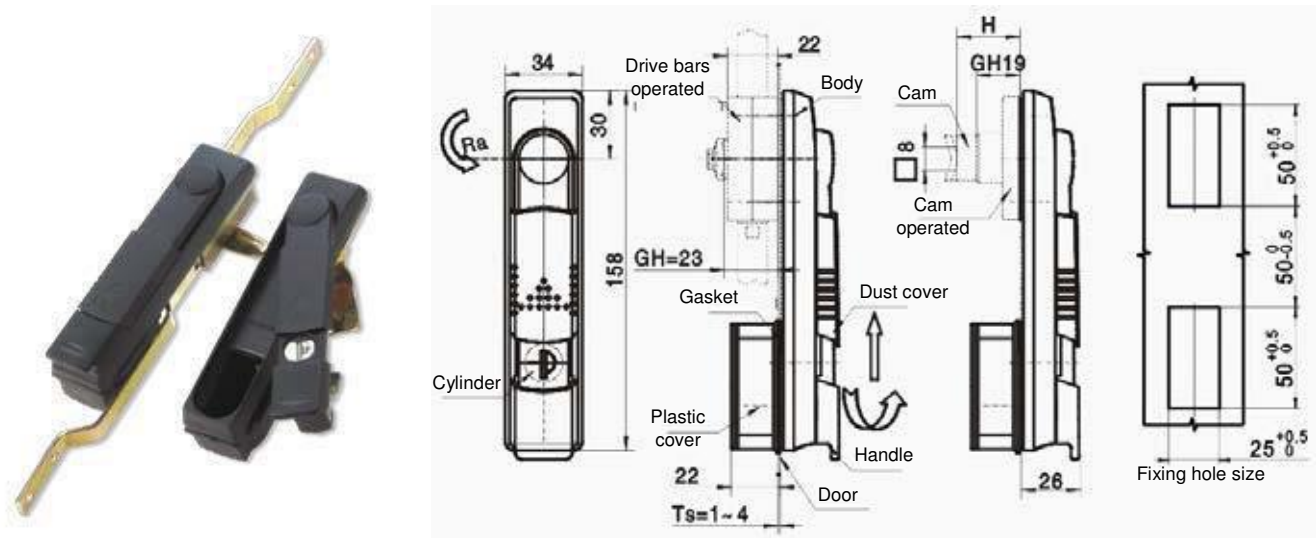


Options: Cam operated Mb9; see page 14
 Drive bars operated Mb0; see page 14

Handle part number	Description
FH846.1	Drive bars, with Mb01
FH846.1.2	Drive bars, with Mb02
FH846.2	Cam

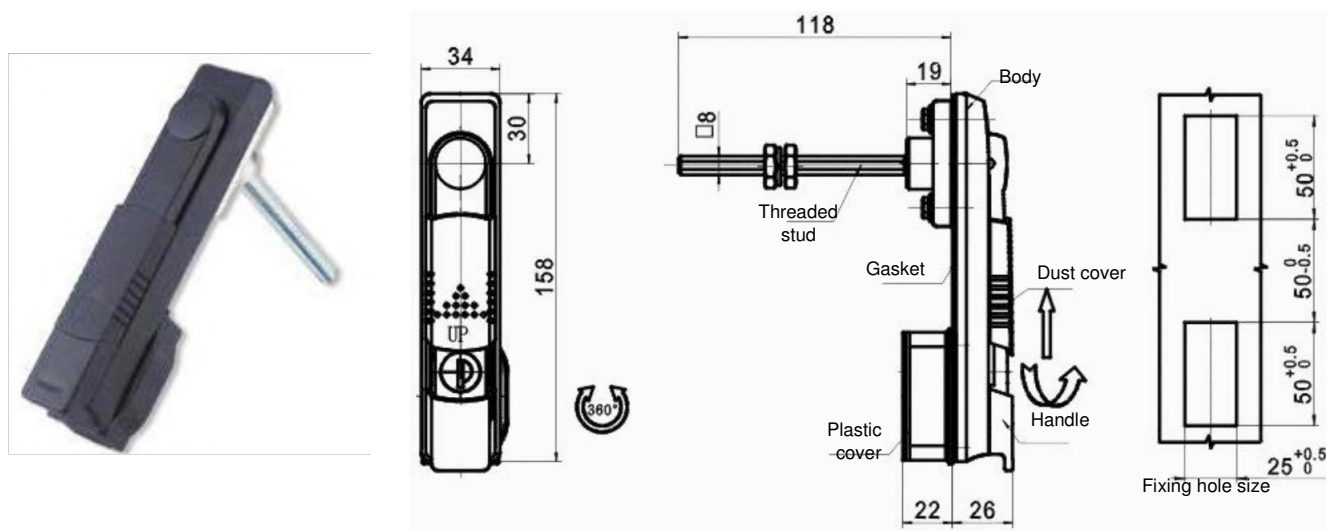
Ref	Part description	Material - Finishing
1	Body and Handle	Zinc alloy - Black powder coated
2	Cam	Steel - White zinc Cr6 free
3	Key-lock cylinder	Zinc alloy - Bright chrome

FH848 - Schwenkgriff - Stangenschloss



Handle part number	Description	Ref	Part description	Material - Finishing
FH848.1	Drive bars, with Mb01	1	Body and Handle	Zinc alloy - Black powder coated
FH848.2	Cam	2	Drive bars/Cam	Steel - White zinc Cr6 free
		3	Dust cover	Plastic
		4	Key-lock cylinder	Zinc alloy - Bright chrome

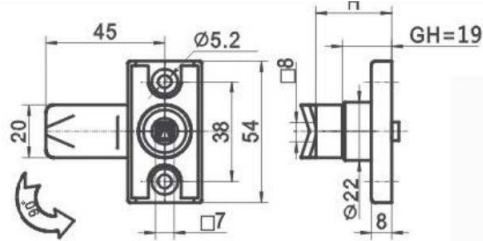

FH848.3 - Schwenkgriff - Stangenschloss



Handle part number	Description	Ref	Part description	Material - Finishing
FH848.3	Threaded stud sq. 8	1	Body and Handle	Zinc alloy - Black powder coated
		2	Drive bars/Cam	Steel - White zinc Cr6 free
		3	Dust cover	Plastic
		4	Key-lock cylinder	Zinc alloy - Bright chrome

Antriebe, Stangen und Zubehör

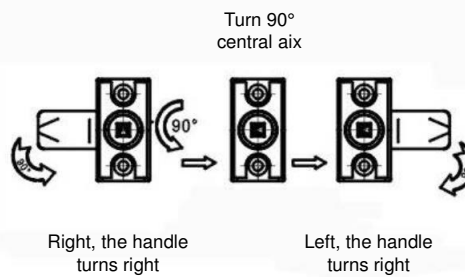
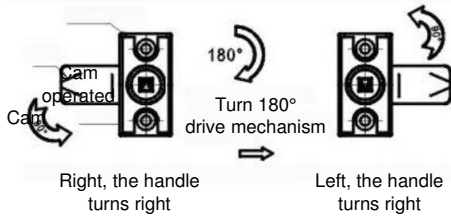
Cams operated Mb90



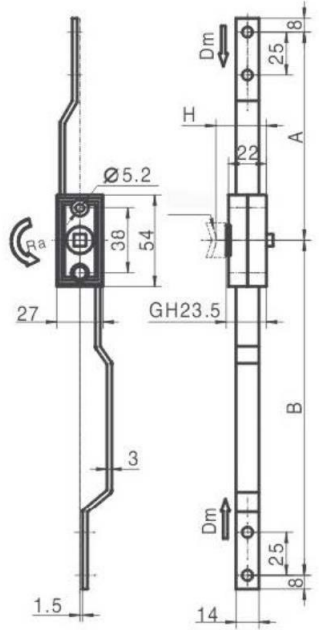
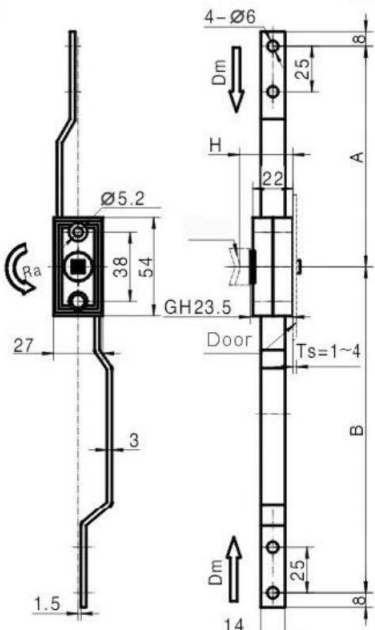
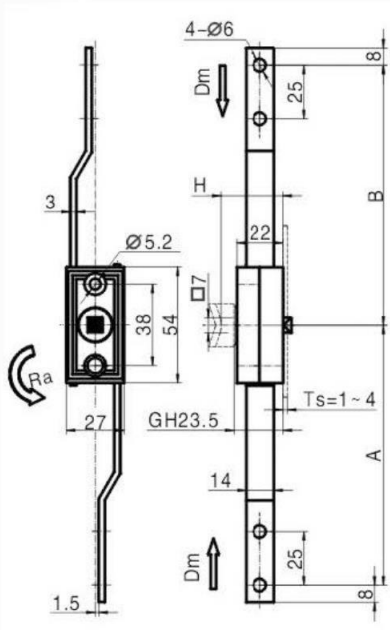
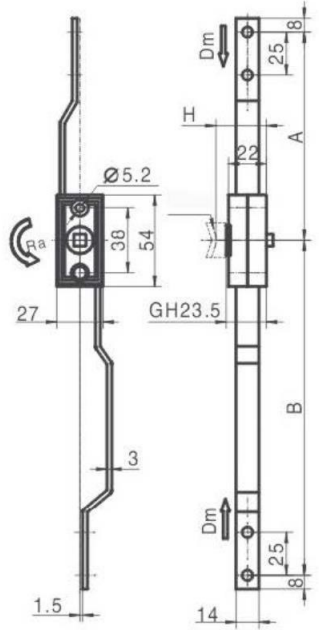
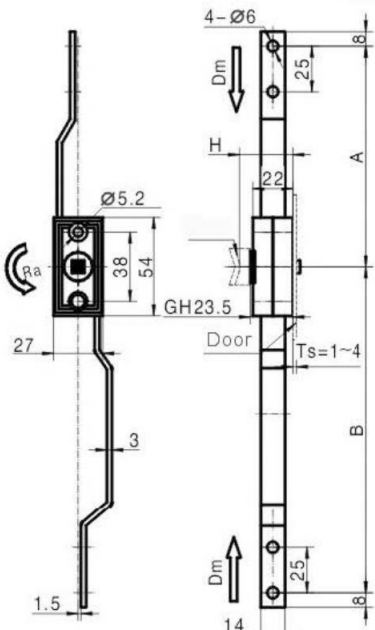
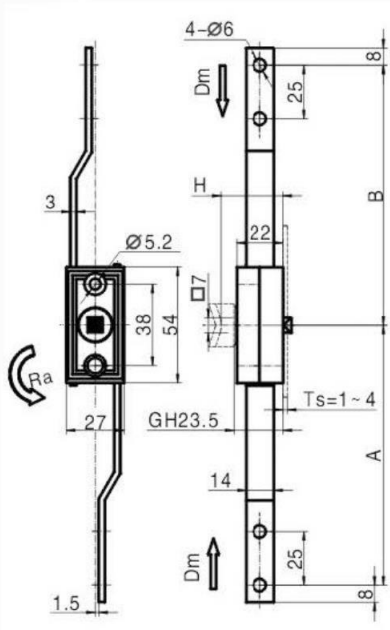
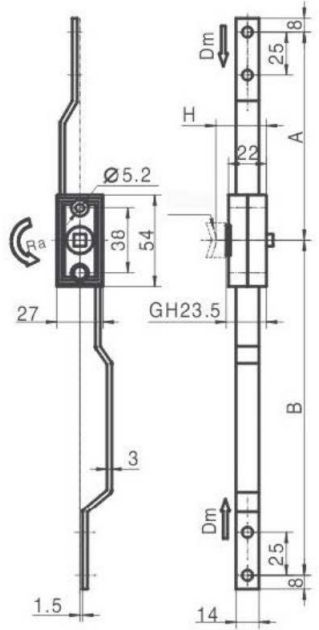
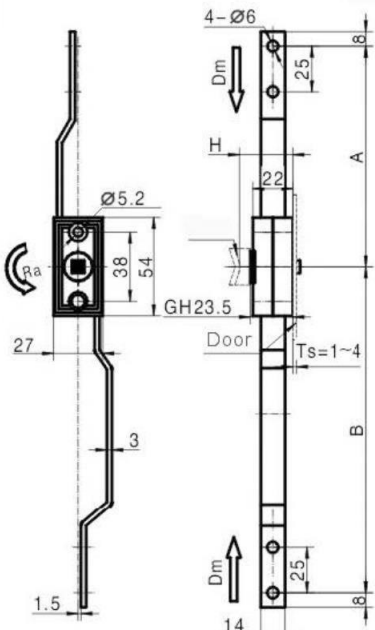
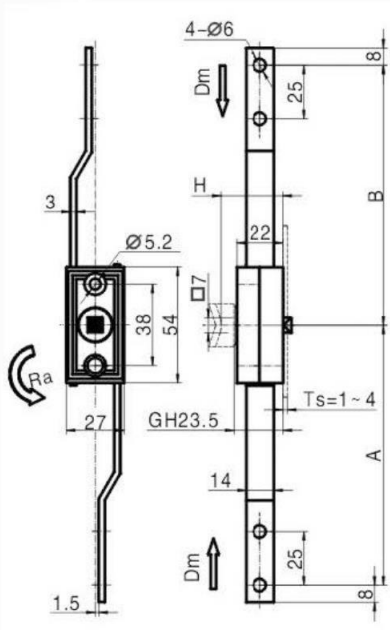
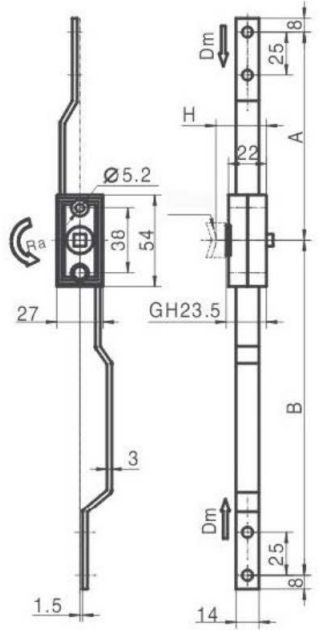
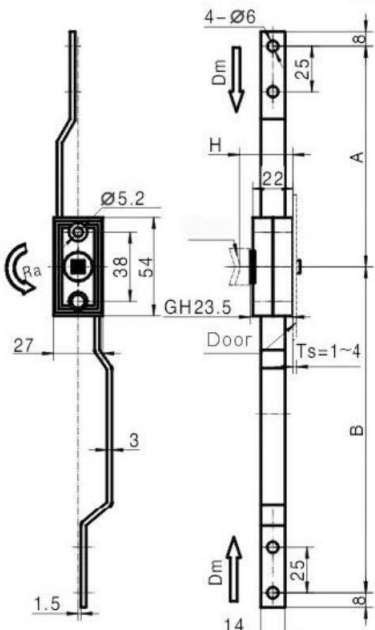
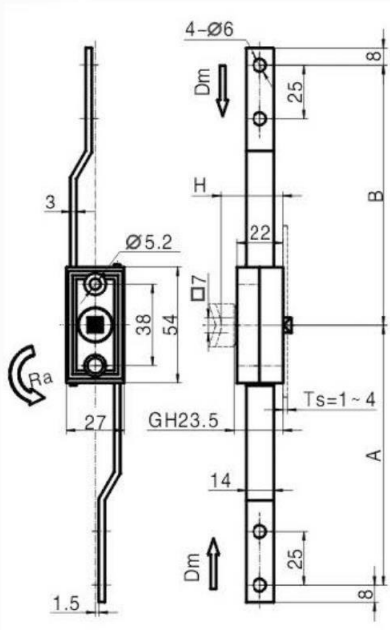
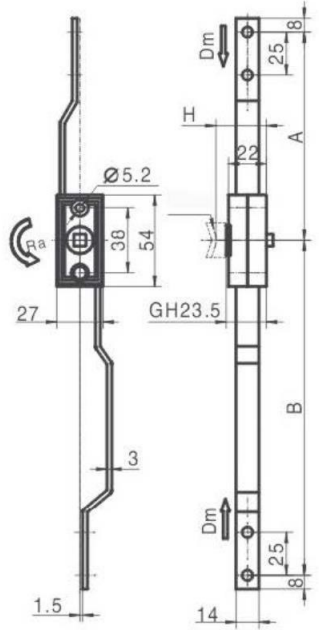
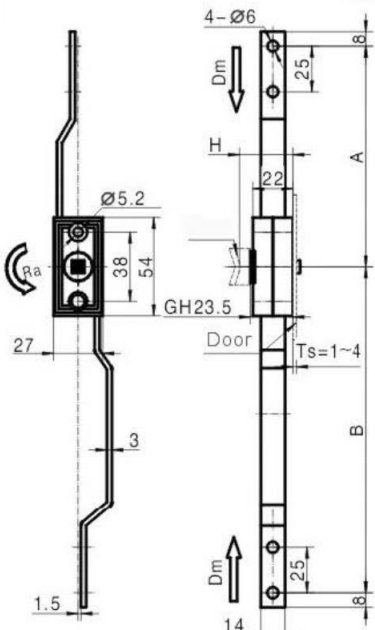
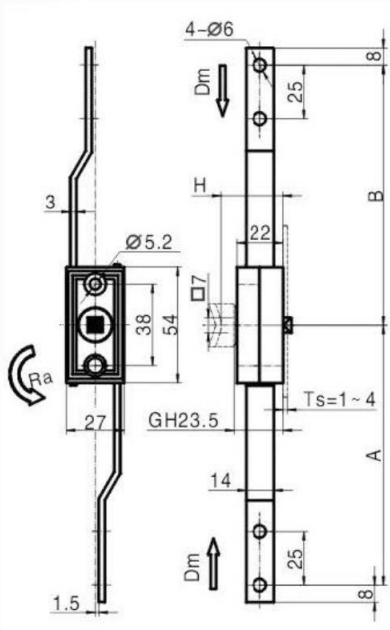
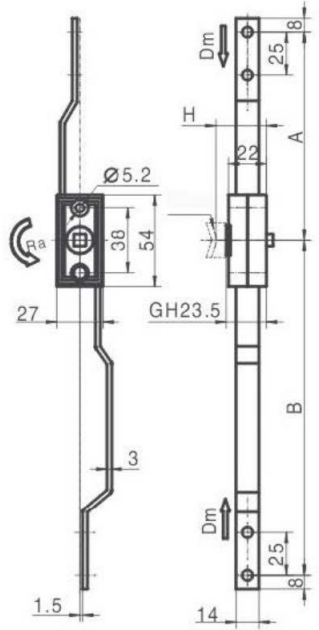
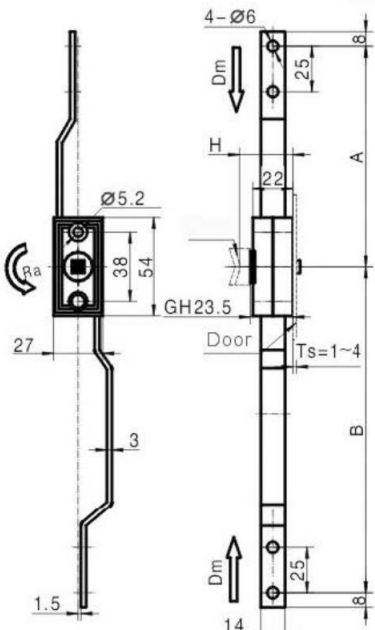
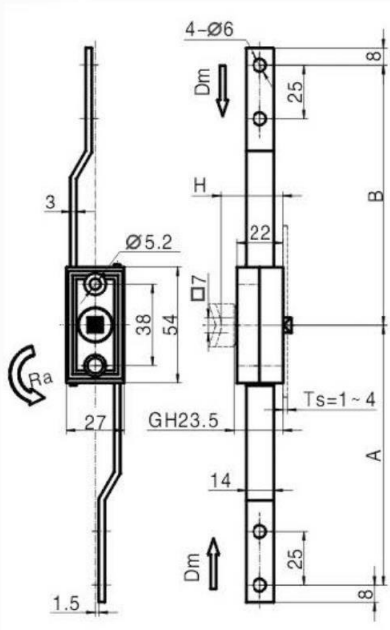
Drive bars operated



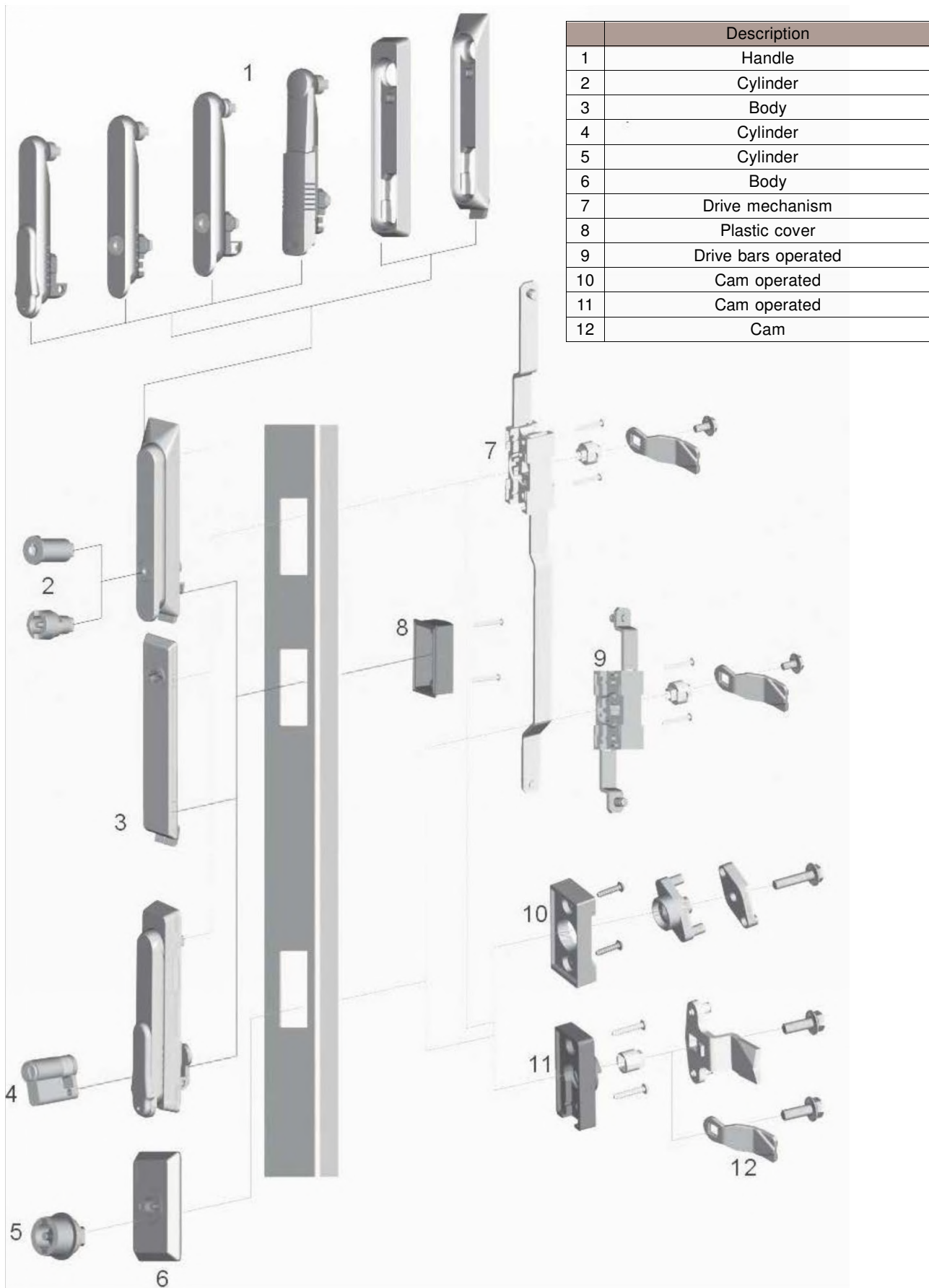
Standard cam rotation: 90°, Cam hole size sq.8, Cam type available S1B - S2B - S3B
Standard cam: S1B4507 - S3B4510



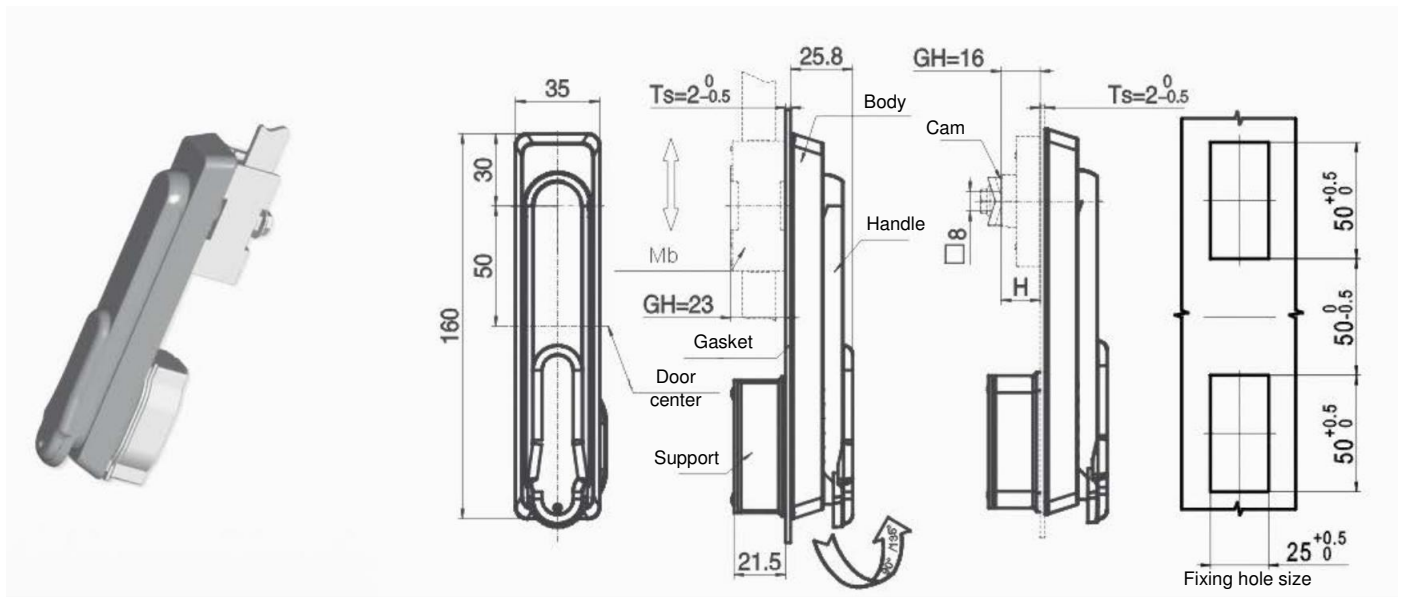
Cam hole size sq.7
Standard cam: S1A3500

Mb0						Mb1						Mb3					
																	
Cod.	Dm	Ra	A	B	Spec.	Cod.	Dm	Ra	A	B	Spec.	Cod.	Dm	Ra	A	B	Spec.
Mb04	15	90°	138	198	No Cam	Mb14	23	120°	130	188	No Cam	Mb34	23	135°	138	130	No Cam
Mb03	15	90°	138	198	Cam	Mb13	20	115°	130	188	Cam						
Mb02	15	90°	122	196	No Cam	Mb12	15	90°	122	180	No Cam						
Mb01	15	90°	122	196	Cam	Mb11	15	90°	122	180	Cam	Mb31	15	90°	122	122	Cam

Einbaugrafik und Optionen, Türdicke 2 mm



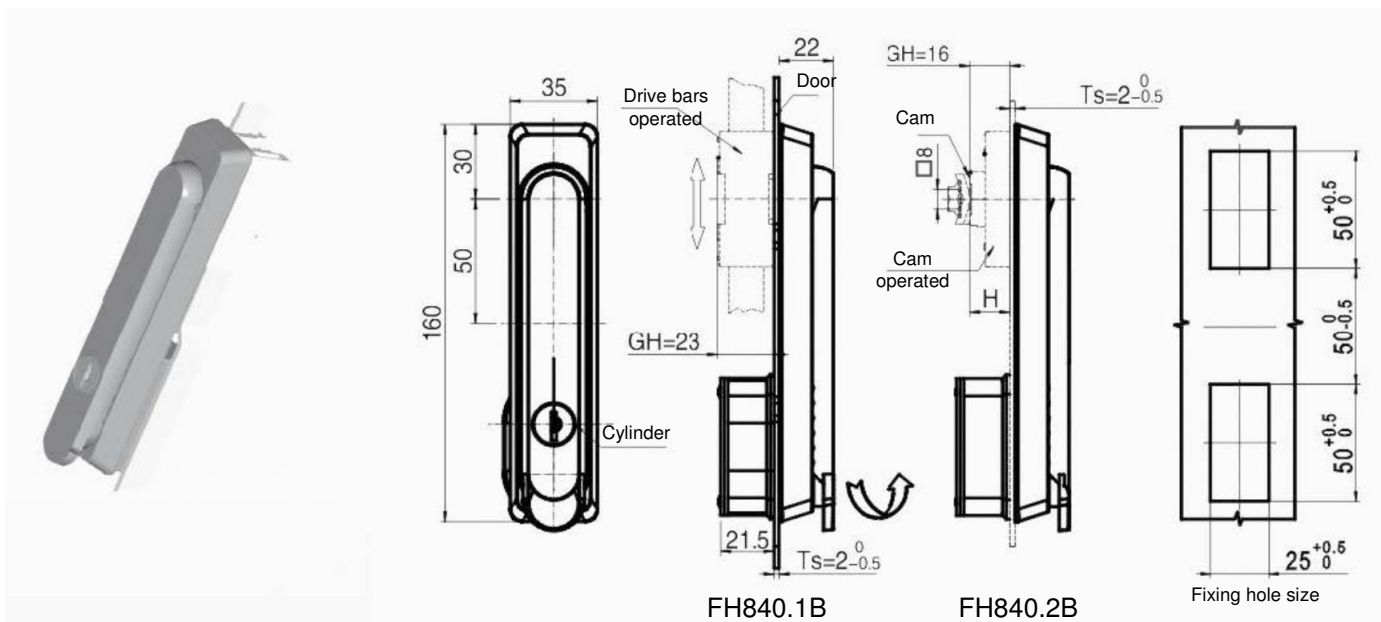
FH840.*A - Schwenkgriff - Stangenschloss



Options: Cam operated Mb9; see page 14
Drive bars operated Mb4; see page 20

Handle part number	Description	Ref	Part description	Material - Finishing
FH840.1A	Drive bars	1	Body and Handle	Black plastic
FH840.2A	Cam	2	Drive bars/Cam	Steel - White zinc Cr6 free
		3	Cylinder	Zinc alloy - Bright chrome

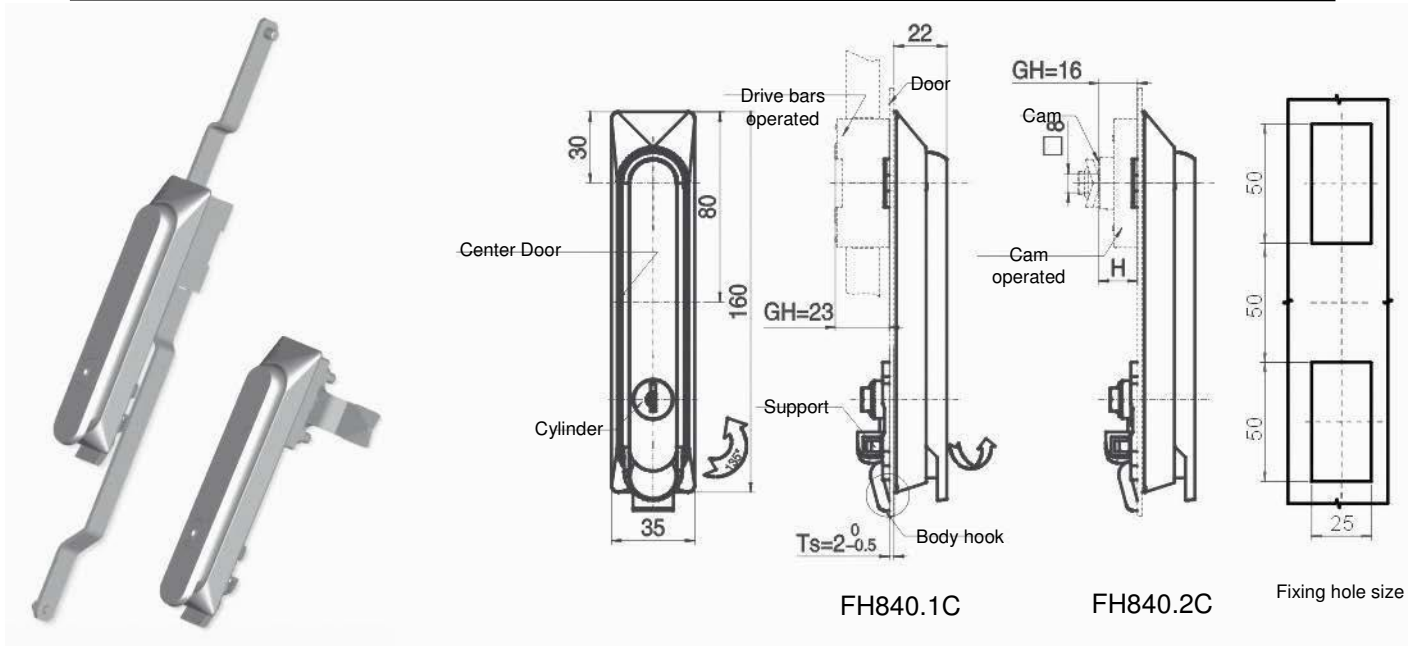
FH840.*B - Schwenkgriff - Stangenschloss



Options: Cam operated Mb9; see page 14
Drive bars operated Mb4; see page 20

Handle part number	Description	Ref	Part description	Material - Finishing
FH840.1B	Drive bars	1	Body and Handle	Black plastic
FH840.2B	Cam	2	Drive bars/Cam	Steel - White zinc Cr6 free
		3	Cylinder	Zinc alloy - Bright chrome

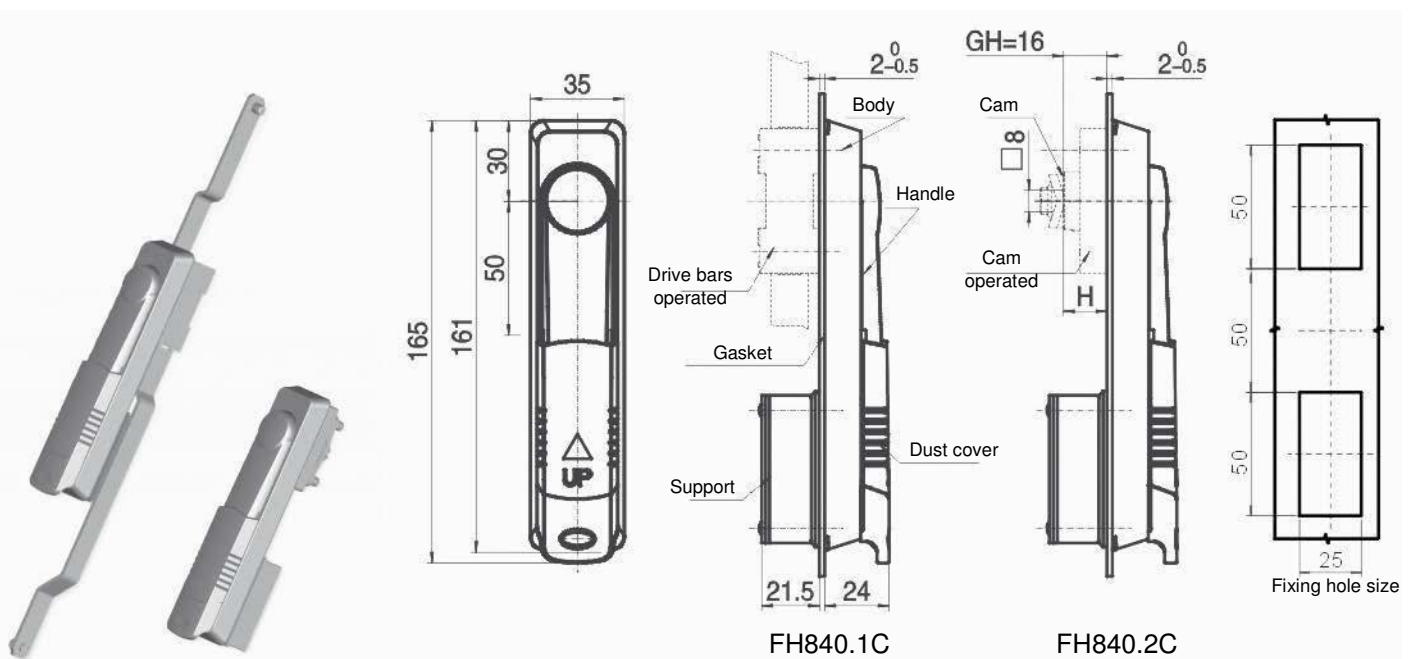
FH840.*C Schwenkgriff - Stangenschloss



Options: Cam operated Mb9; see page 14
Drive bars operated Mb4; see page 20

Handle part number	Description	Ref	Part description	Material - Finishing
FH840.1C	Drive bars	1	Body and Handle	Black plastic
FH840.2C	Cam	2	Drive bars/Cam	Steel - White zinc Cr6 free

FH848.*B - Schwenkgriff - Stangenschloss

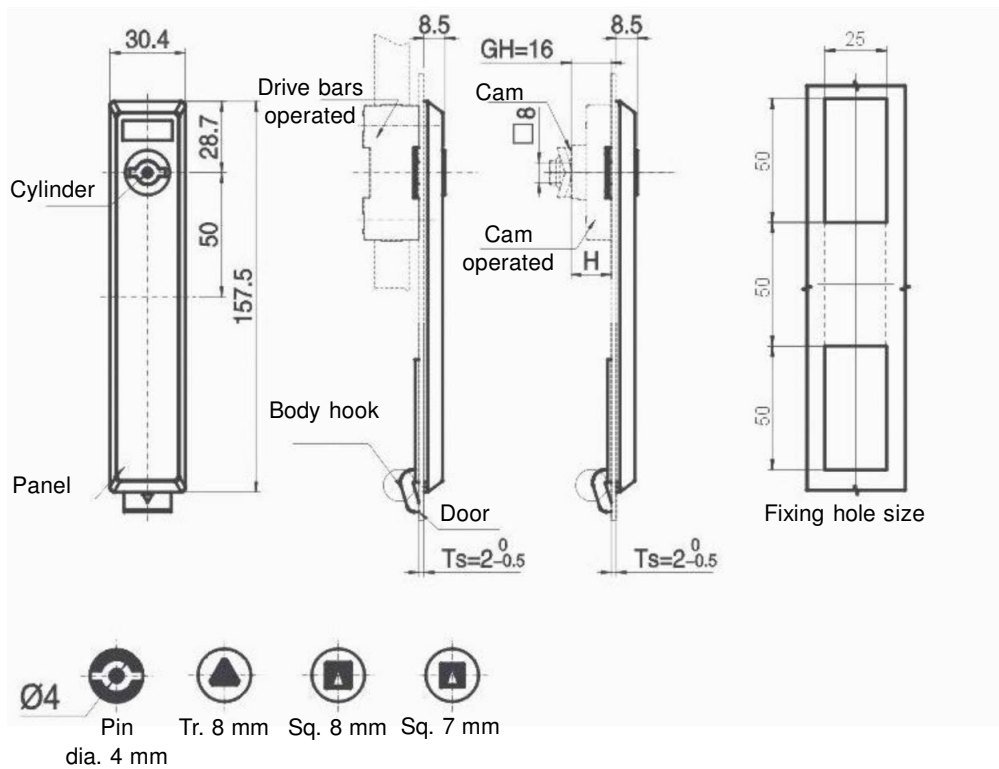


Options: Cam operated Mb9; see page 14
Drive bars operated Mb4; see page 20

Handle part number	Description	Ref	Part description	Material - Finishing
FH848.1B	Drive bars	1	Body and Handle	Black plastic
FH848.2B	Cam	2	Drive bars/Cam	Steel - White zinc Cr6 free



FH875.* - Schwenkgriff - Stangenschloss



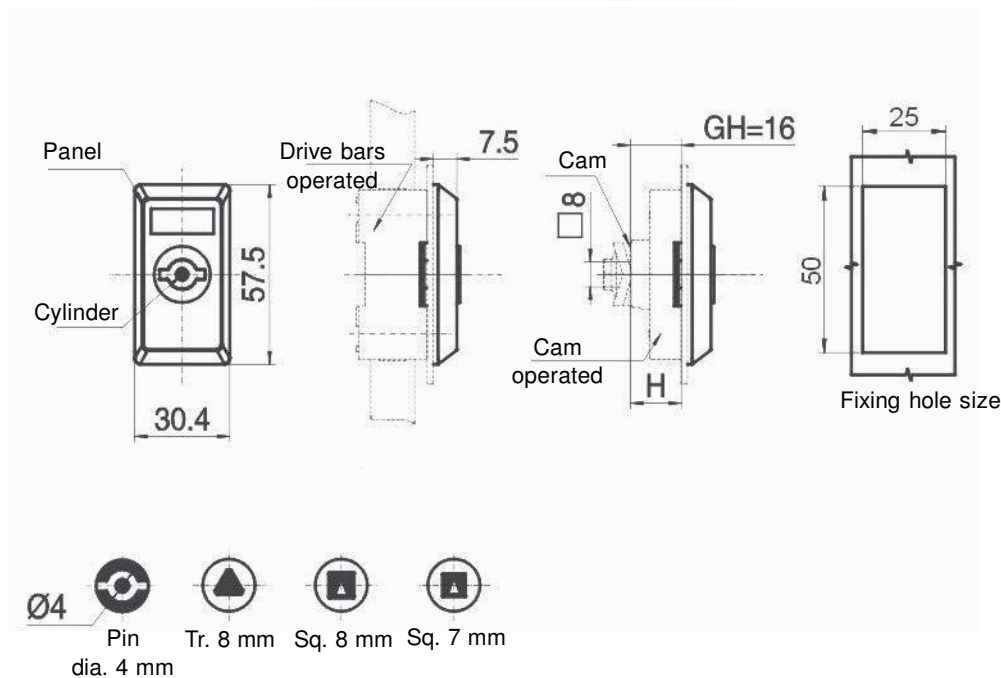
Options: Cam operated Mb9; see page 14
 Drive bars operated Mb4; see page 20

Handle part number with Drive bars	Handle part number with Cam	Cylinder
FH875.1.1	FH875.2.1	Pin dia. 4 mm
FH875.1.2	FH875.2.2	Triangle 8 mm
FH875.1.3	FH875.2.3	Square 7 mm
FH875.1.4	FH875.2.4	Square 8 mm

Ref	Part description	Material - Finishing
1	Body and Handle	Black plastic
2	Drive bars/Cam	Steel - White zinc Cr6 free
3	Key-lock cylinder	Zinc alloy - Bright chrome



FH875.*.* - Schwenkgriff - Stangenschloss

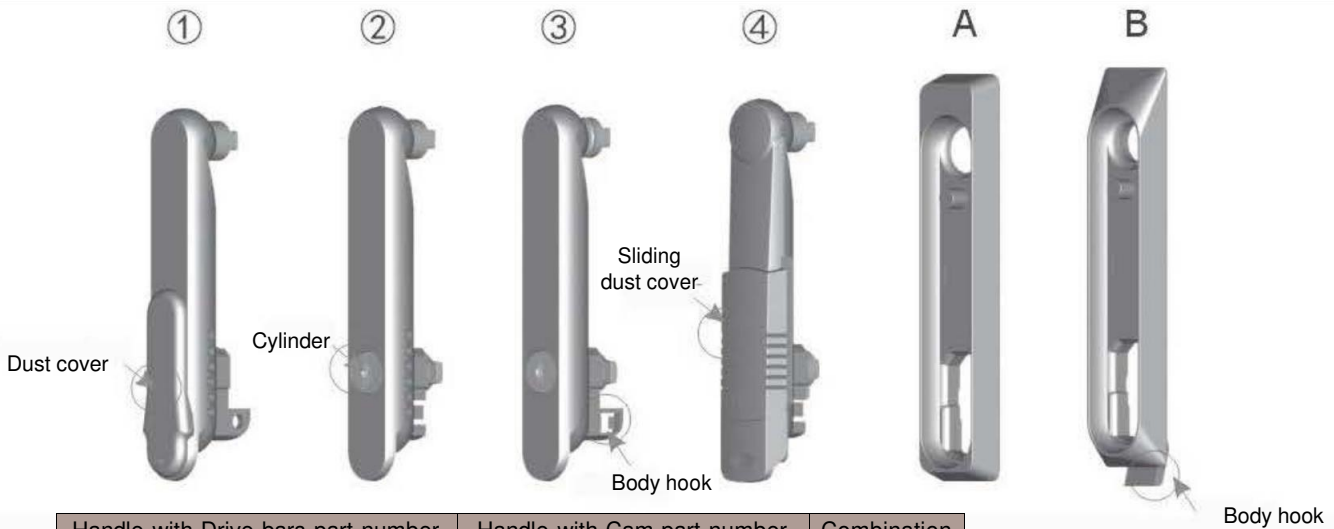


Options: Cam operated Mb9; see page 14
 Drive bars operated Mb5; see page 20

Handle part number with Drive bars	Handle part number with Cam	Cylinder
FH875.1A.1	FH875.2A.1	Pin dia. 4 mm
FH875.1A.2	FH875.2A.2	Triangle 8 mm
FH875.1A.3	FH875.2A.3	Square 7 mm
FH875.1A.4	FH875.2A.4	Square 8 mm

Ref	Part description	Material - Finishing
1	Body and Handle	Black plastic
2	Drive bars/Cam	Steel - White zinc Cr6 free
3	Key-lock cylinder	Zinc alloy - Bright chrome

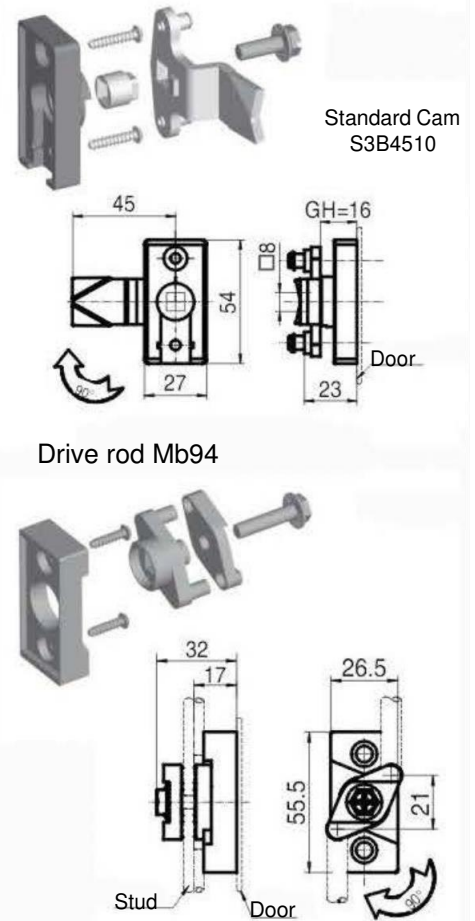
Einbaugrafik und Optionen, Türdicke 2 mm



Handle with Drive bars part number	Handle with Cam part number	Combination
MS840.2A	MS840.2A	1 - A
MS840.1D	MS840.2D	1 - B
MS840.1B	MS840.2B	2 - A
MS840.1E	MS840.2E	2 - B
MS840.1F	MS840.2F	3 - A
MS840.1C	MS840.2C	3 - B
MS848.1B	MS848.2B	4 - A
MS848.1C	MS848.2C	4 - B

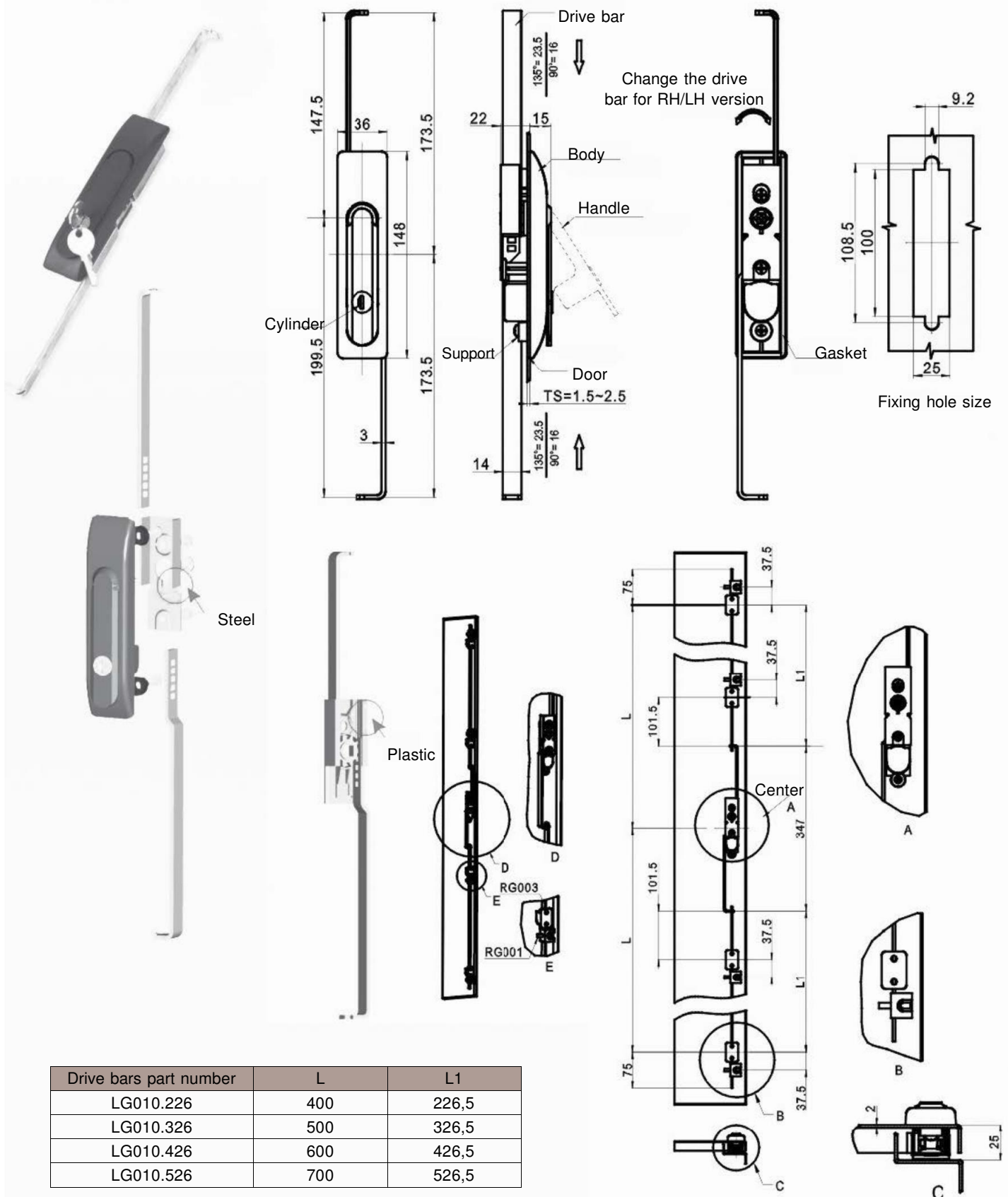
Cam operated Mb92-Y and Mb92-Z

Mb4								Mb5						
Cod.	Dm	Ra	A	B	C	D	Spec.	Cod.	Dm	Ra	A	B	Spec.	
Mb43	23,5	135°	123,5	223,5	173,5	173,5	Cam	Mb51	23,5	135°	62,5	62,5	Cam	
Mb44	23,5	135°	123,5	223,5	173,5	173,5	No Cam	Mb52	23,5	135°	62,5	62,5	No Cam	
Standard drive: rotation 135°, Cam hole size q.8 Standard cam: S1B3500 Use without cam only outside the gasket								Standard drive: rotation 135°, Cam hole size q.8 Standard cam: S1B3500 Use without cam only outside the gasket						





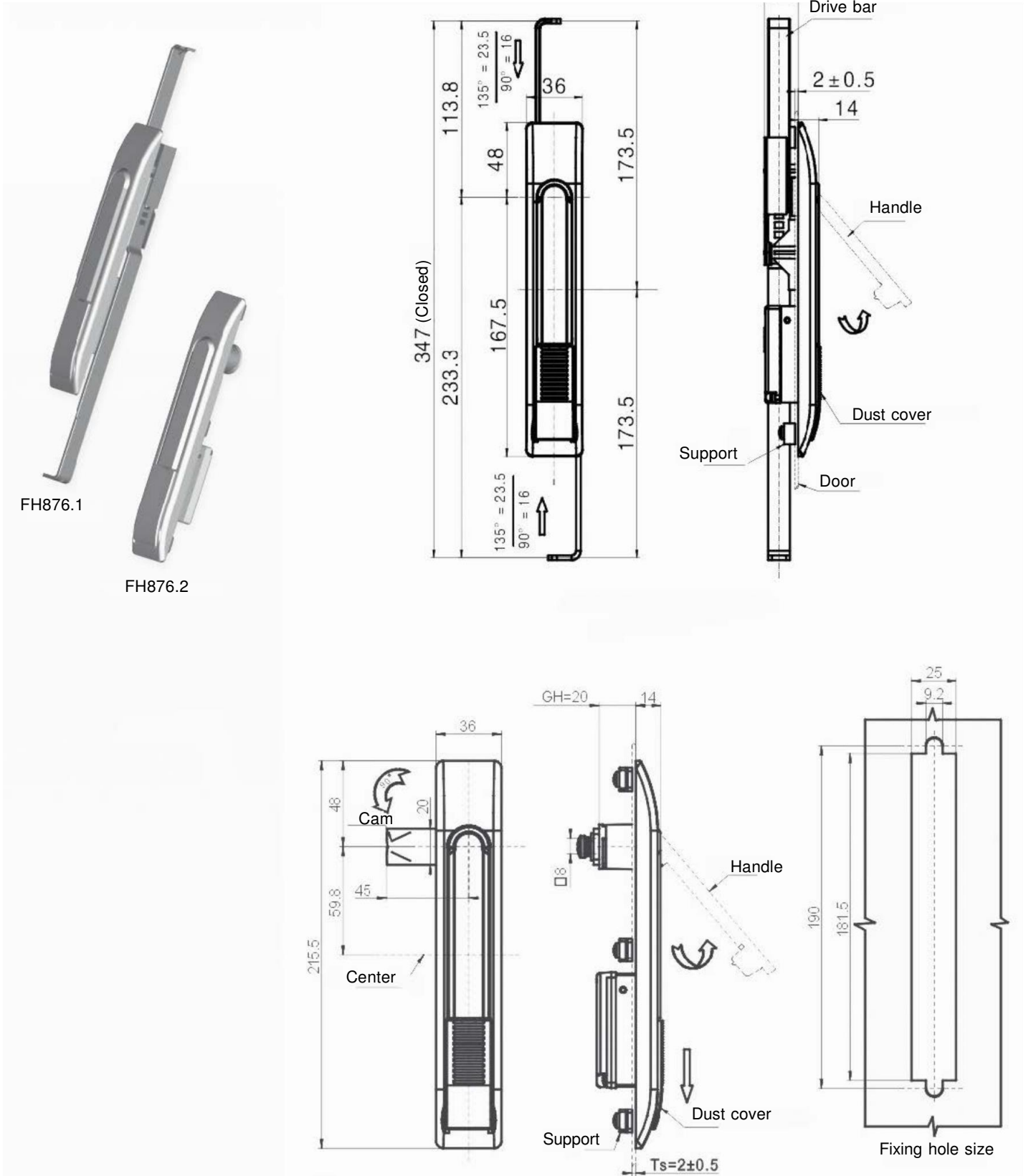
FH865 - Schwenkgriff - Stangenschloss



Drive bars part number	L	L1
LG010.226	400	226,5
LG010.326	500	326,5
LG010.426	600	426,5
LG010.526	700	526,5

Ref	Part description	Material - Finishing
1	Body	Black plastic
2	Drive bars	Steel - White zinc Cr6 free
3	Handle	Zinc alloy - Black powder coated

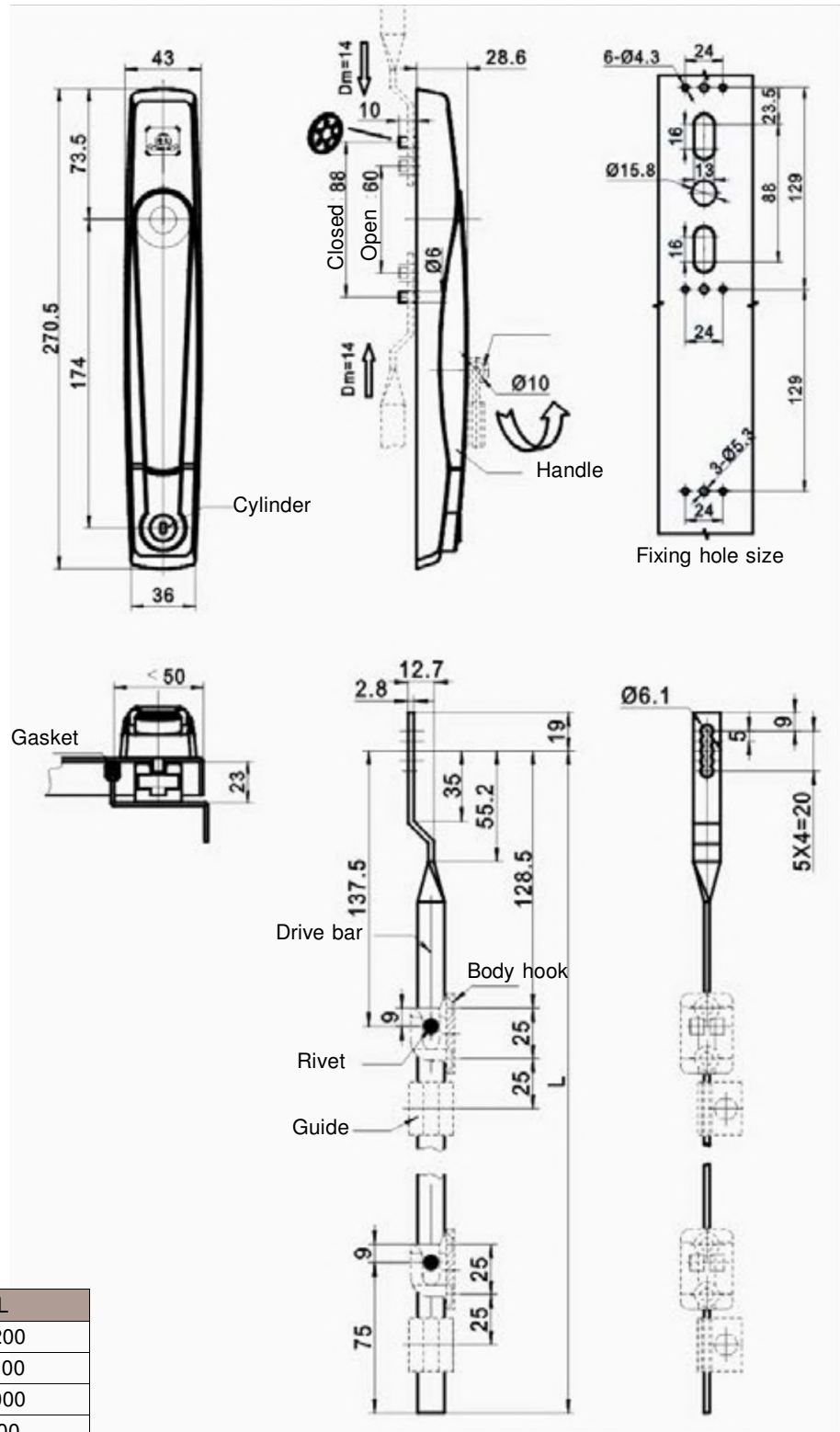
FH876.* - Schwenkgriff - Stangenschloss



Handle part number	Description	Ref	Part description	Material - Finishing
FH876.1	Drive bars	1	Body	Black plastic
FH876.2	Cam	2	Drive bars/Cam	Steel - White zinc Cr6 free



FH838 - Schwenkgriff - Stangenschloss

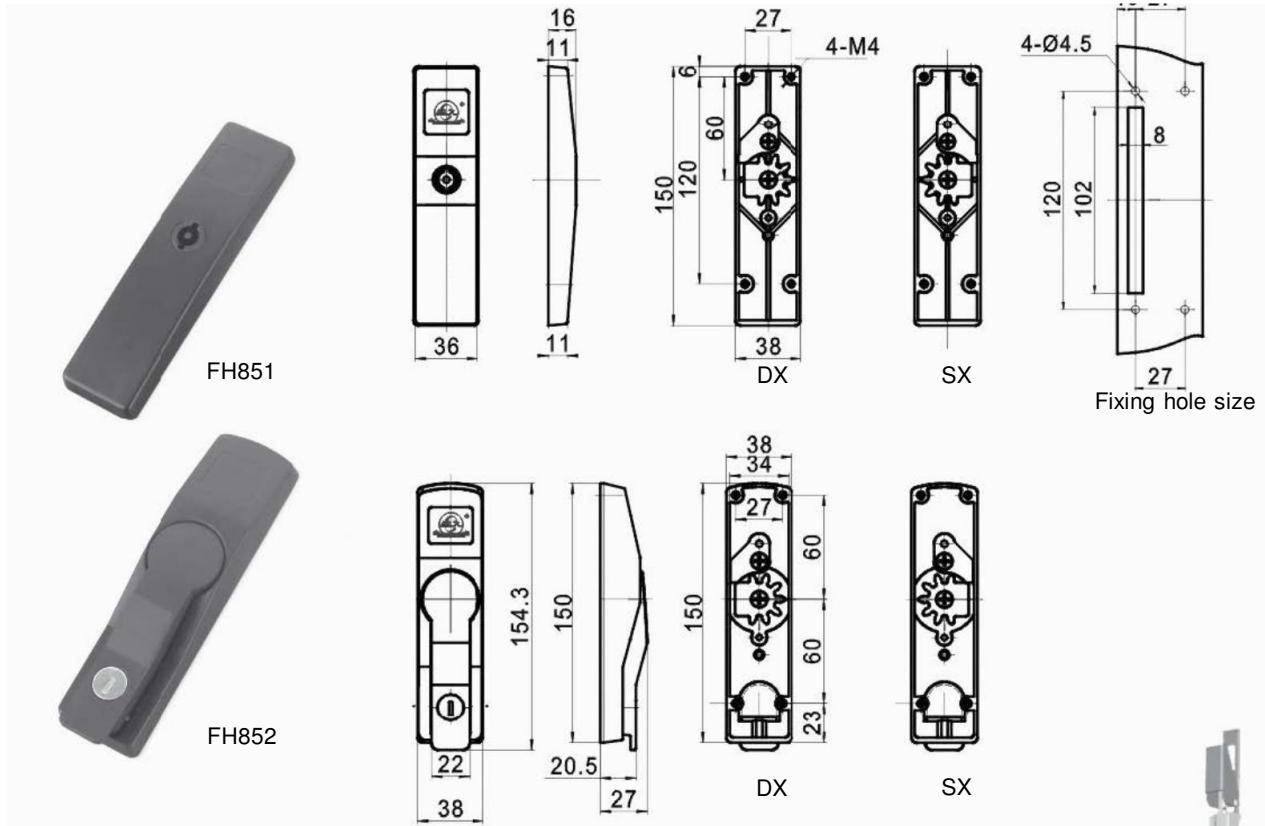


Drive bars part number	L
LG005.1200	1200
LG005.1100	1100
LG005.1000	1000
LG005.900	900
LG005.800	800
LG005.700	700
LG005.600	600

Ref	Part description	Material - Finishing
1	Body	Zinc alloy - Black powder coated
2	Handle	Zinc alloy - Black powder coated

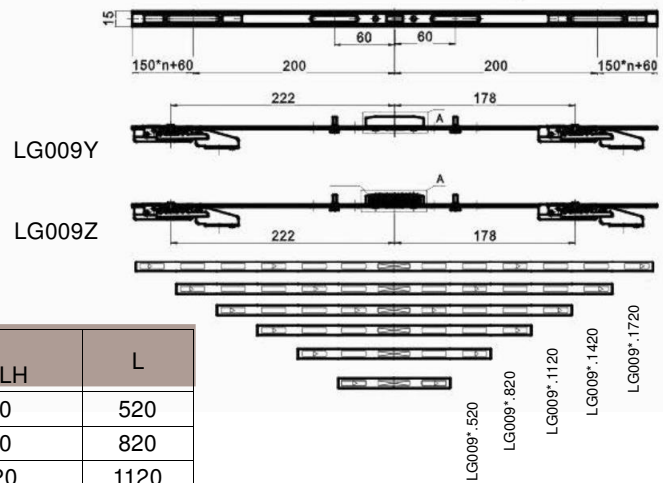
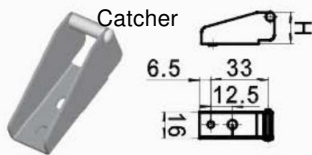
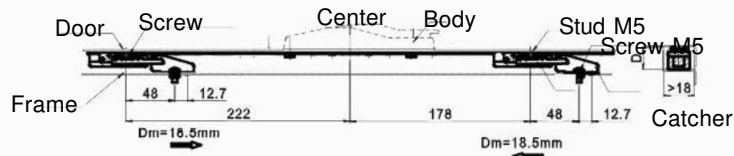


FH851/FH852 - Schwenkgriff - Stangenschloss



Standard version: RH with drive bars LG009Y

Catcher P/N	H	D
BC01.25	21,5	25
BC01.22	18,5	22
BC01.19	15,5	19
BC01.15	11,5	15

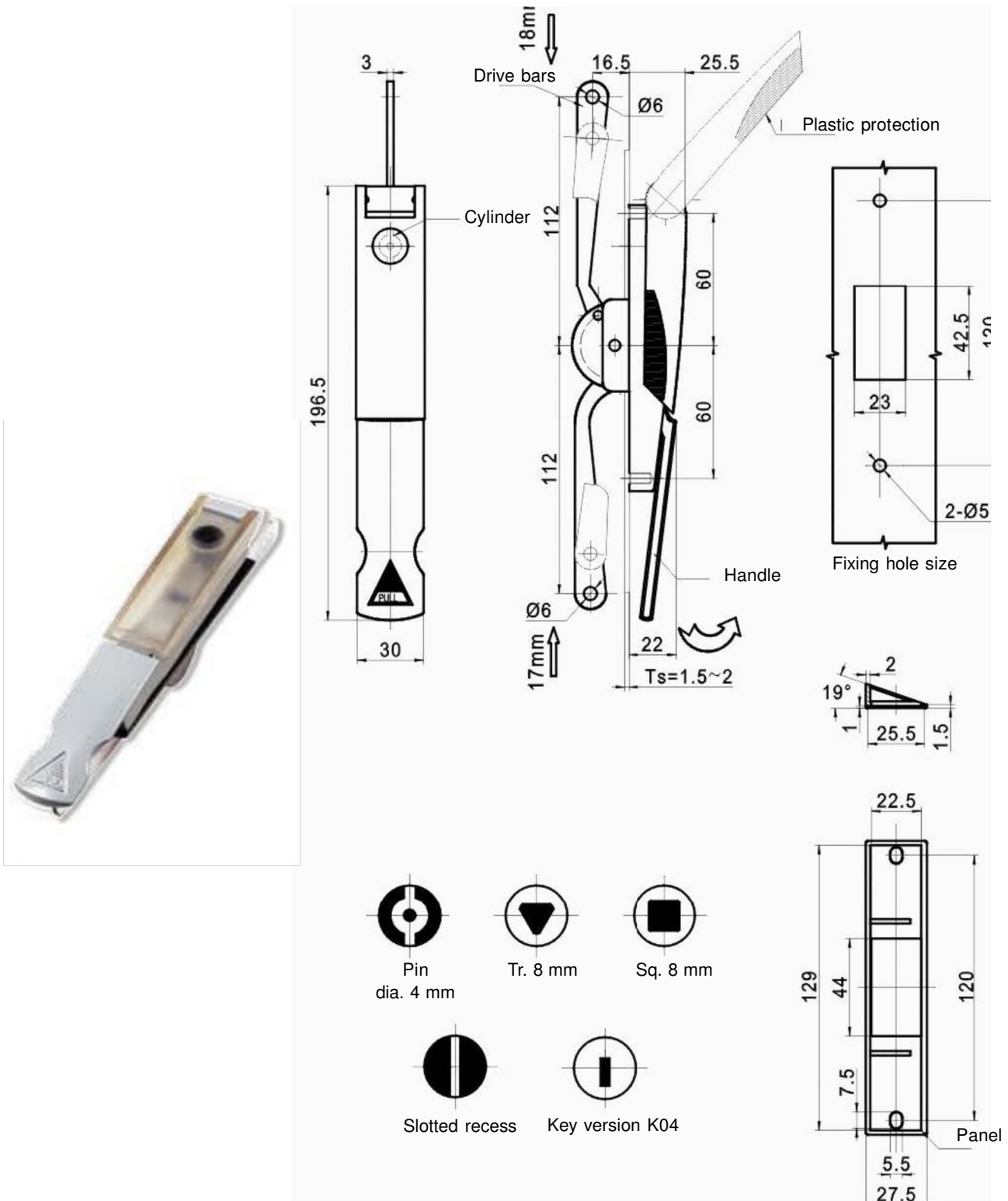


Drive bars part number RH	Drive bars part number LH	L
LG009Y.520	LG009Z.520	520
LG009Y.820	LG009Z.820	820
LG009Y.1120	LG009Z.1120	1120
LG009Y.1420	LG009Z.1420	1420
LG009Y.1720	LG009Z.1720	1720
LG009Y.2020	LG009Z.2020	2020

Ref	Part description	Material - Finishing
1	Body	Zinc alloy - Black powder coated
2	Handle	Zinc alloy - Black powder coated

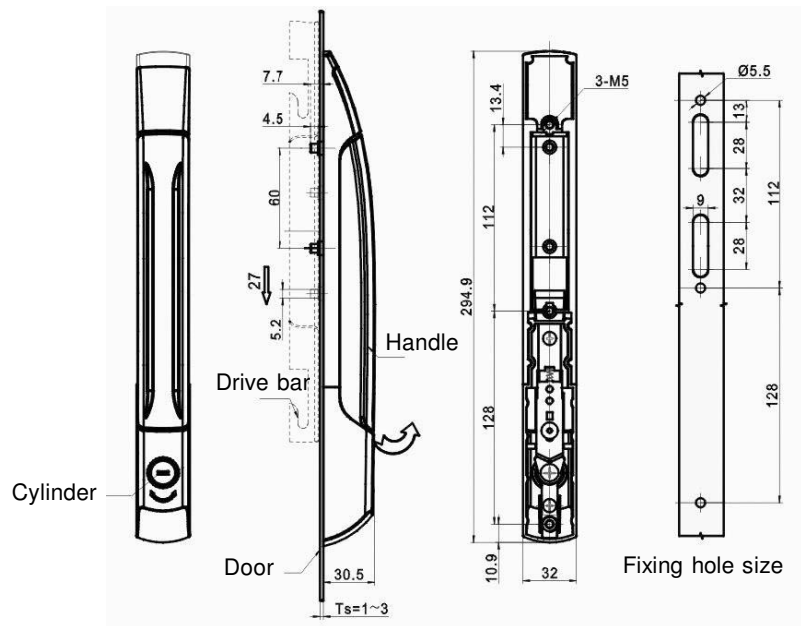


FH853 - Schwenkhebelverschluss



Handle part number	Description	Ref	Part description	Material - Finishing
FH853.1.1	Pin dia. 4 mm	1	Body and Handle	Zinc alloy - Grey powder coated
FH853.1.2	Triangle 8 mm	2	Drive bars	Steel - White zinc Cr6 free
FH853.1.3	Square 8 mm	3	Dust cover	Plastic PC
FH853.1.4	Slotted recess			
FH853.2	Key K04			

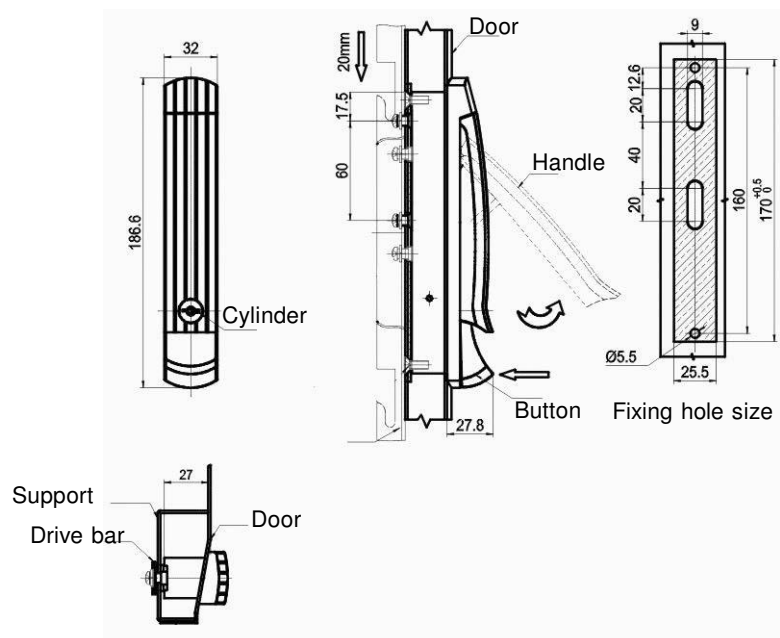
FH867 - Schwenkhebelverschluss



Handle part number	Description
FH867	With Key-lock

Ref	Part description	Material - Finishing
1	Body and Handle	Zinc alloy - Grey powder coated
2	Drive bars	Steel - White zinc Cr6 free

FH869 - Schwenkhebelverschluss

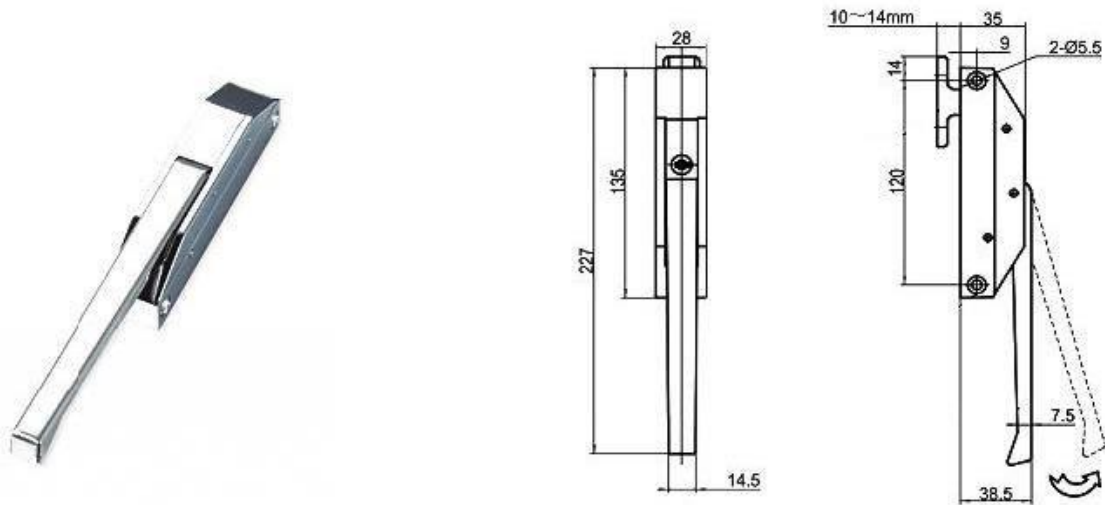


Handle part number	Description
FH869	With Key-lock

Ref	Part description	Material - Finishing
1	Body and Handle	Zinc alloy - Grey chrome plated
2	Drive bars	Steel - White zinc Cr6 free

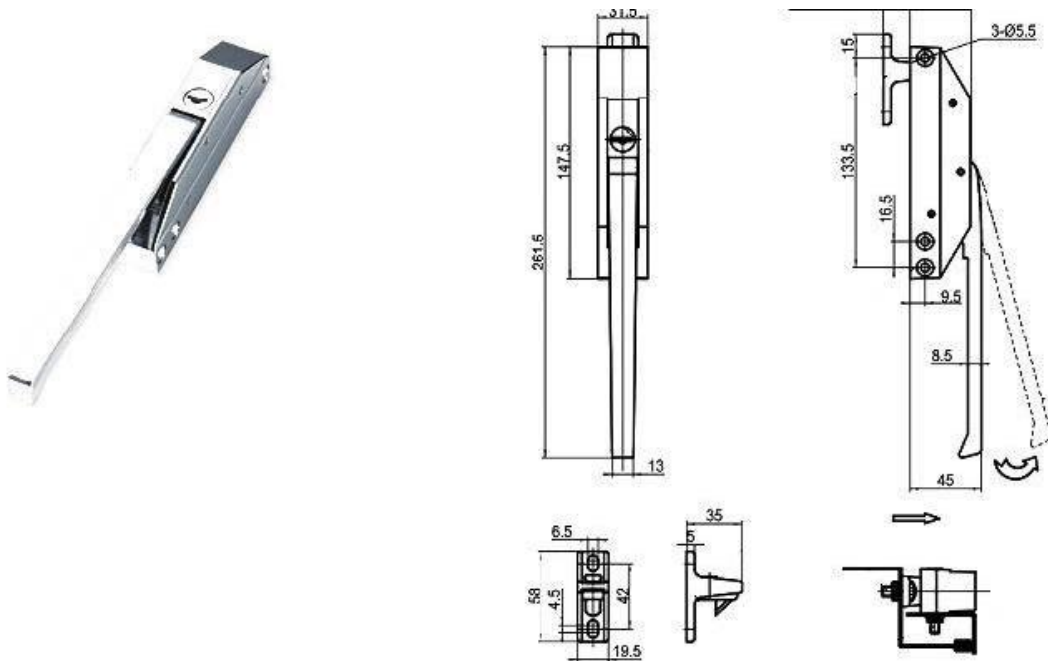


FH680 - Kniehebelverschluss



Handle part number	Description	Ref	Part description	Material - Finishing
FH680.11	With Key-lock	1	Body	Zinc alloy - Bright chrome
FH680.21	Without Key-lock	2	Handle	Stainless steel - Polished
		3	Catcher	Zinc alloy - Black powder coated

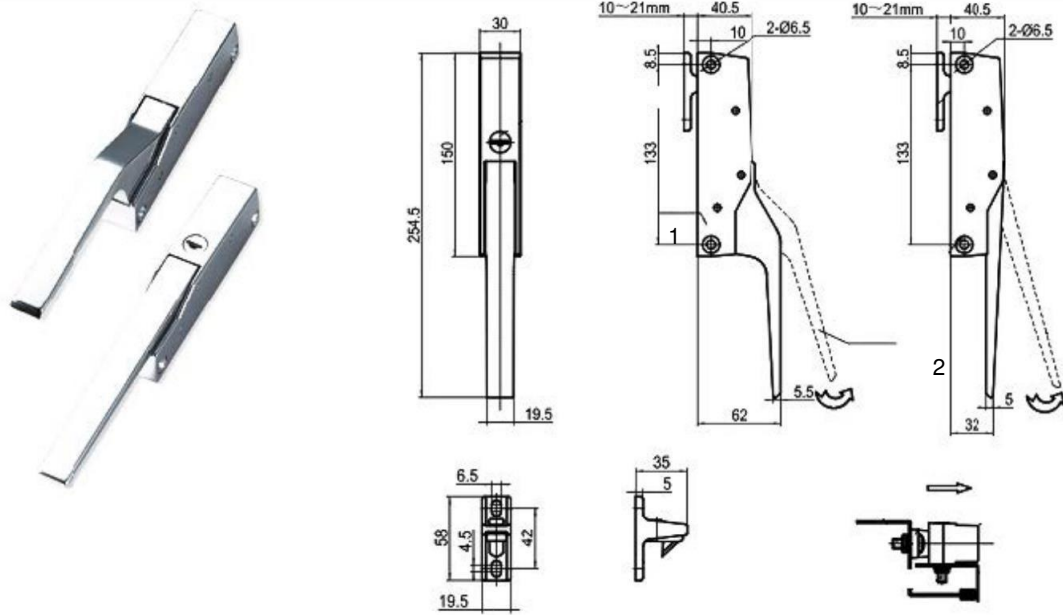
FH690 - Kniehebelverschluss



Handle part number	Description	Ref	Part description	Material - Finishing
FH690.10	With Key-lock	1	Body	Zinc alloy - Bright chrome
FH690.20	Without Key-lock	2	Handle	Zinc alloy - Bright chrome
		3	Catcher	Zinc alloy - Black powder coated



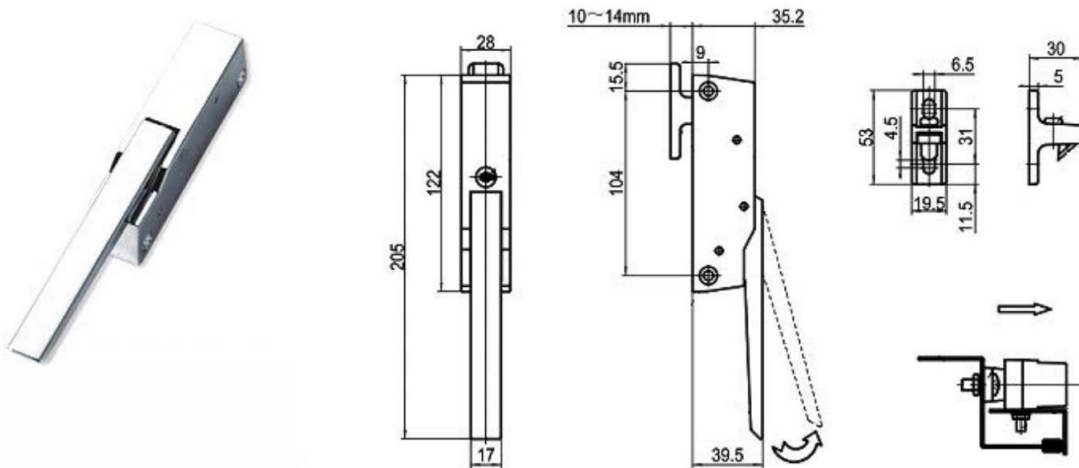
FH790 - Kniehebelsverschluss



Insert * 1=flat handle or 2=bended handle into handle part number

Handle part number	Description	Ref	Part description	Material - Finishing
FH790.10.*	With Key-lock	1	Body	Zinc alloy - Bright chrome
FH790.20.*	Without Key-lock	2	Handle	Zinc alloy - Bright chrome
		3	Catcher	Zinc alloy - Black powder coated

FH880 - Kniehebelsverschluss

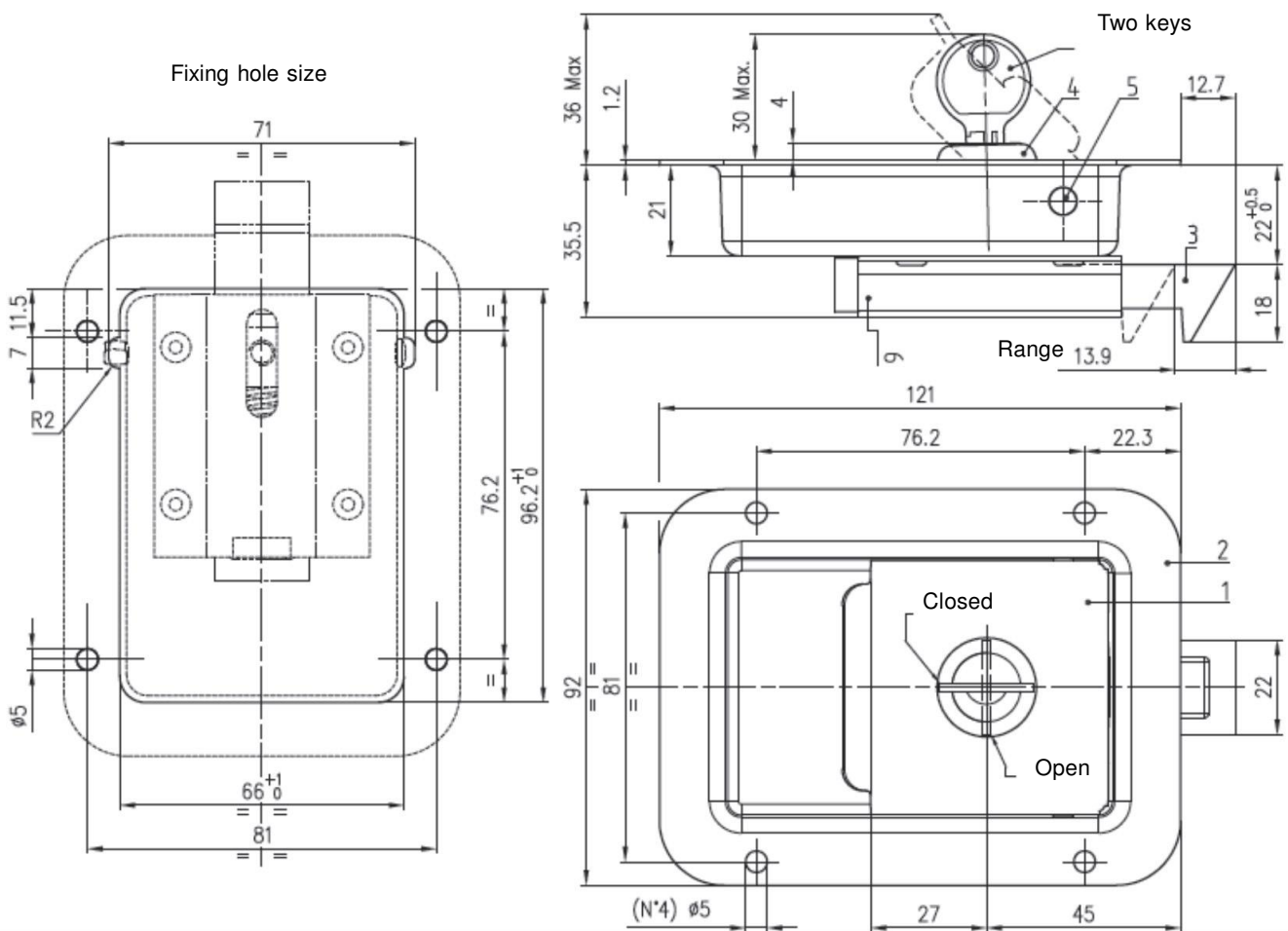


Code *	Handle material
0	Zinc alloy - Bright chrome
1	Stainless steel - Polished
2	Plastic

Insert material Code * into handle part number

Handle part number	Description	Ref	Part description	Material - Finishing
FH880.1*	With Key-lock	1	Body	Zinc alloy - Bright chrome
FH880.2*	Without Key-lock	2	Handle	See table
		3	Catcher	Zinc alloy - Black powder coated

5Y001 - Schnappverschluss mit Schließzylinder

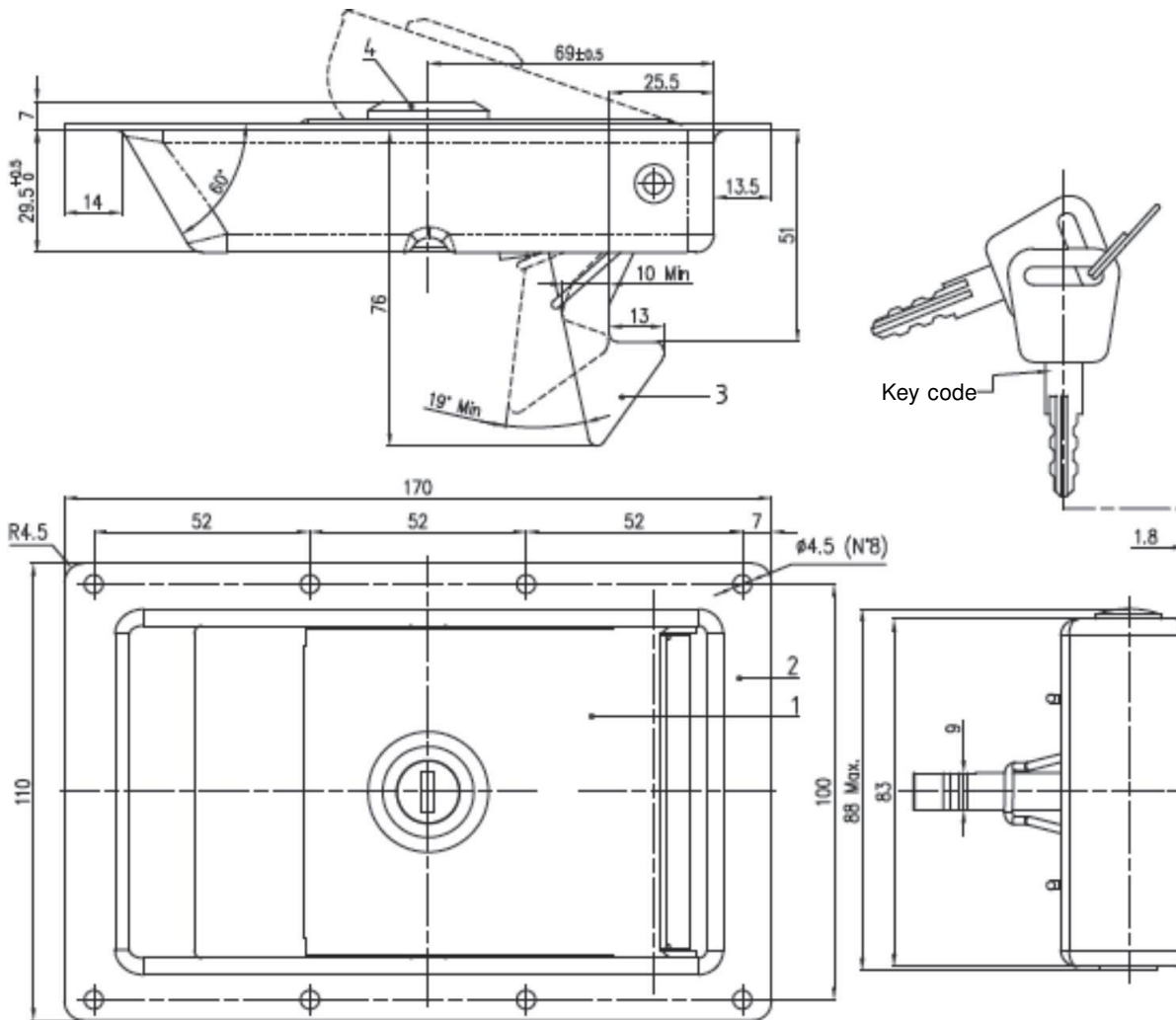


Insert * material code into handle part number

Handle part number
5Y001*H1K5T

Ref	Part description	Stainless steel (SS) Material - Finishing	Steel (ZP) Material - Finishing
1	Handle	Stainless steel - Polished	Steel - White zinc Cr6 free
2	Base	Stainless steel - Polished	Steel - White zinc Cr6 free
3	Locking hook	Zinc alloy - White zinc Cr6 free	Zinc alloy - White zinc Cr6 free
4	Cover	Stainless steel - Polished	Stainless steel - Polished
5	Rotation pin	Stainless steel	Stainless steel

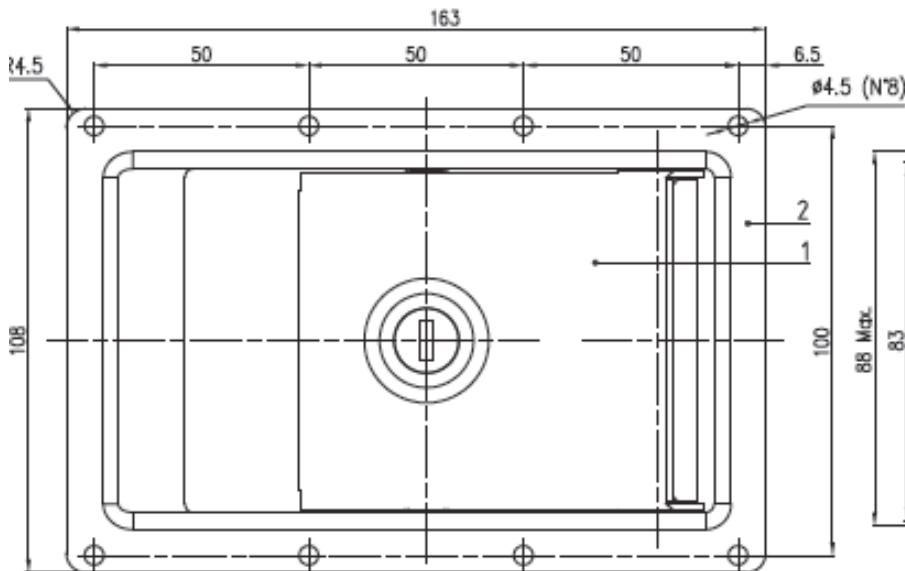
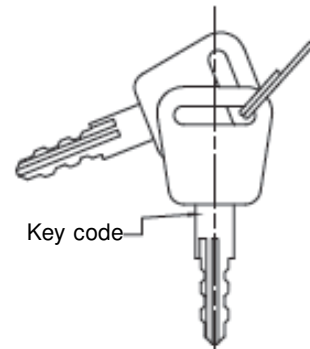
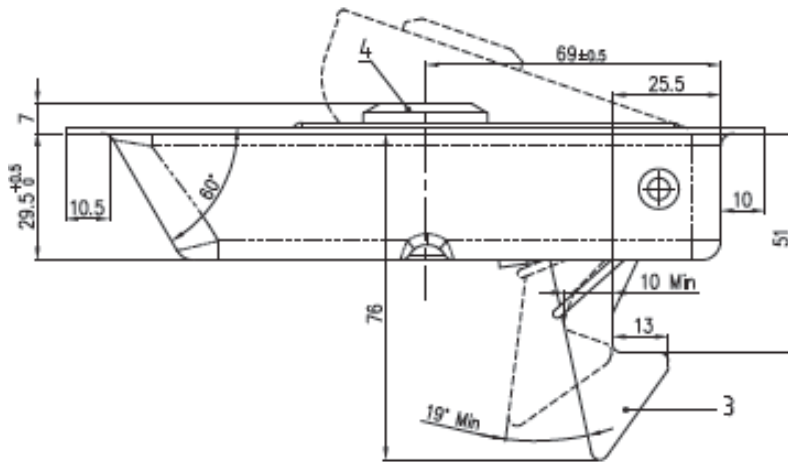
TKC858 - Schnappverschluss mit Schließzylinder



Handle part number	Key code
TKC858.K250.BK	K250
TKC858.14603.BK	14603

Ref	Part description	Material - Finishing
1	Handle	Steel - Black powder coated
2	Base	Steel - Black powder coated
3	Locking hook	Steel - White zinc Cr6 free
4	Key-lock	Zinc alloy - Bright chrome

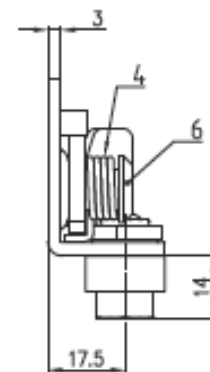
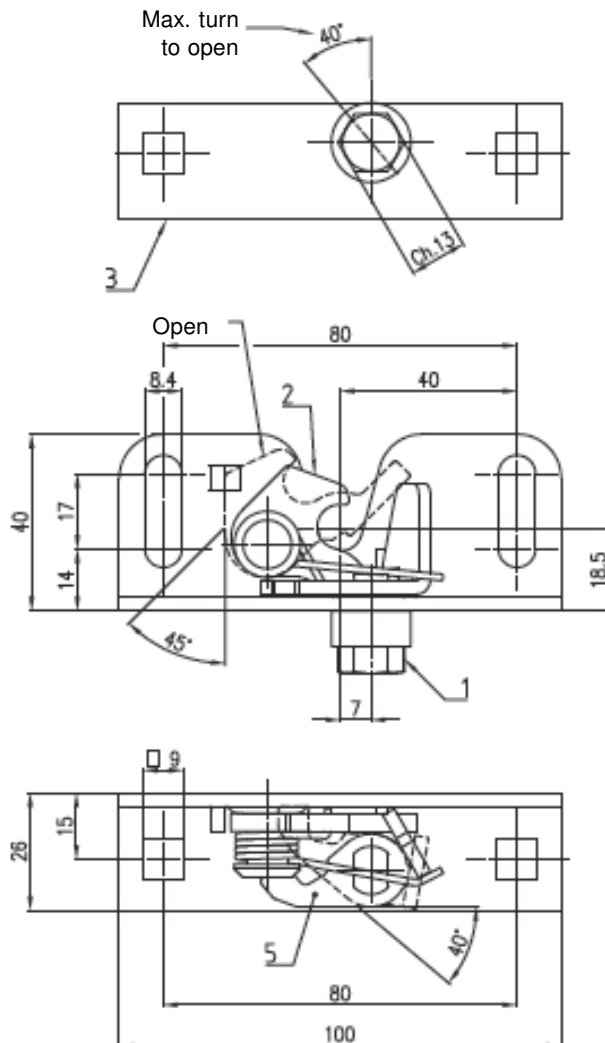
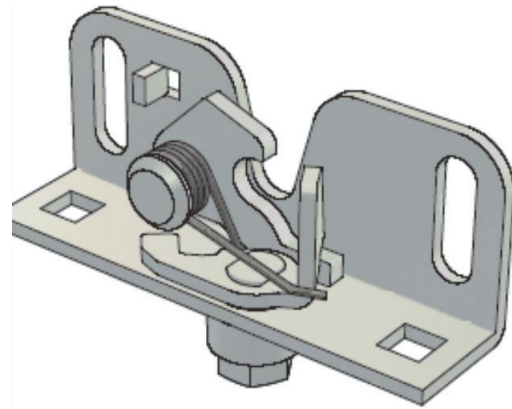
TKD858 - Schnappverschluss mit Schließzylinder



Handle part number	Key code
TKD858.14603.BK	14603
TKD858.14607.BK	14607

Ref	Part description	Material - Finishing
1	Handle	Steel - Black powder coated
2	Base	Steel - Black powder coated
3	Locking hook	Steel - White zinc Cr6 free
4	Key-lock	Zinc alloy - Bright chrome

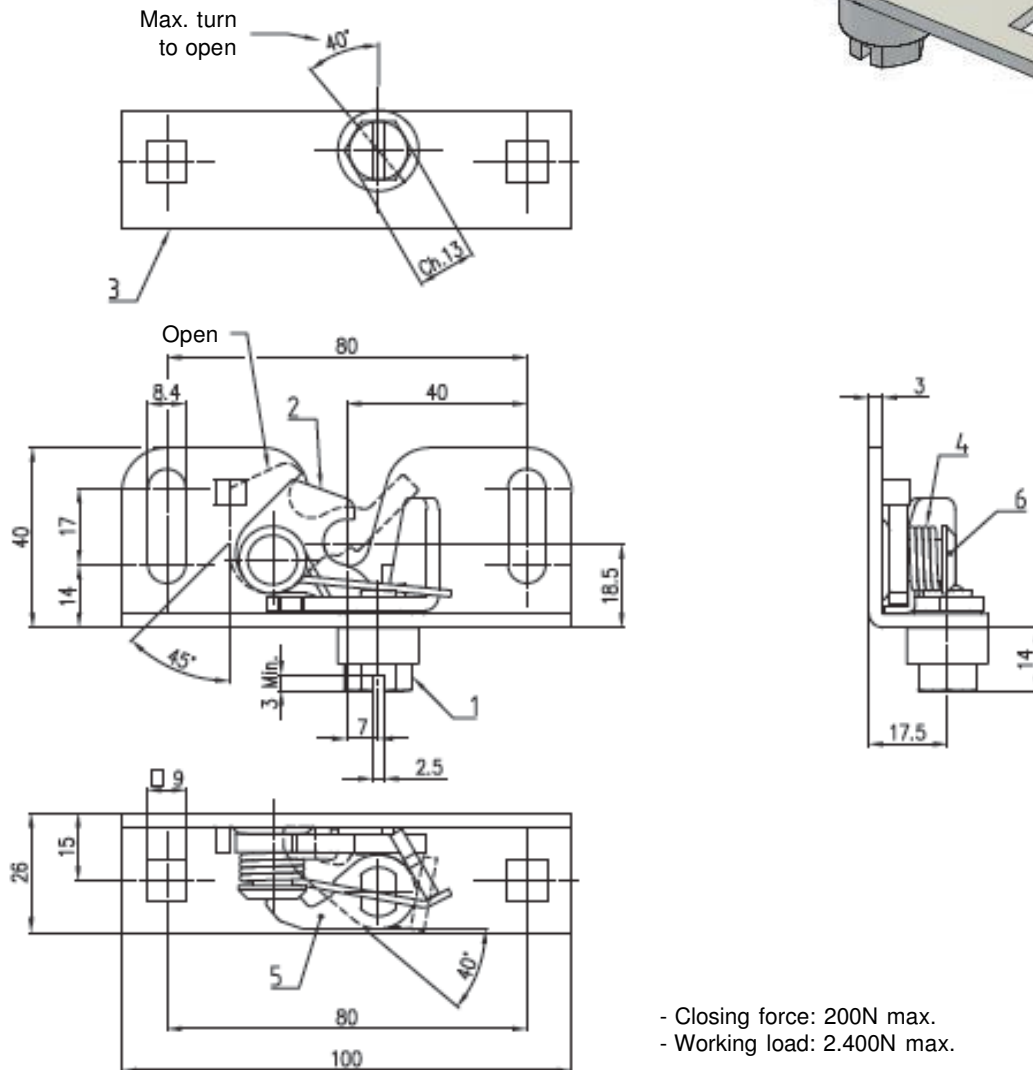
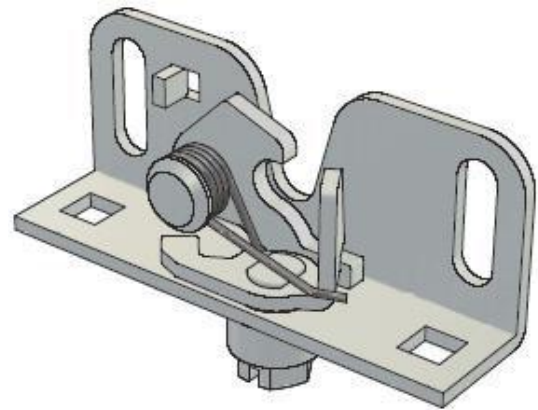
E4.28.00.AZ - Klappenverschluss



- Closing force: 200N max.
 - Working load: 2.400N max.

Ref	Part description	Material - Finishing
1	Drive stud	9SMnPb36 - White zinc Cr6 free
2	Latch	DC03 - White zinc Cr6 free
3	Base	DC03 - White zinc Cr6 free
4	Torsion spring	Steel 4.8 grade - White zinc Cr6 free
5	Locking cam	DC03 - White zinc Cr6 free
6	Rotation pin	9SMnPb36 - White zinc Cr6 free

E4.28.01.AZ - Klappenverschluss

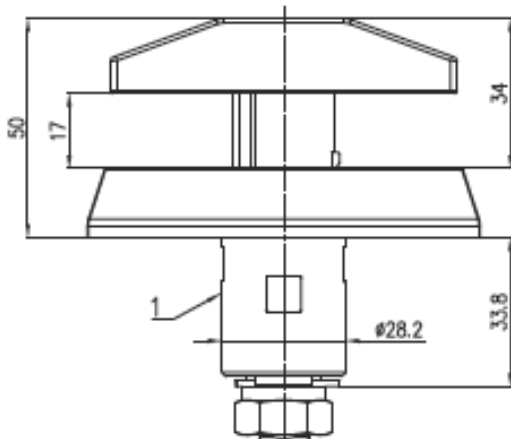


Ref	Part description	Material - Finishing
1	Drive stud	9SMnPb36 - White zinc Cr6 free
2	Latch	DC03 - White zinc Cr6 free
3	Base	DC03 - White zinc Cr6 free
4	Torsion spring	Steel 4.8 grade - White zinc Cr6 free
5	Locking cam	DC03 - White zinc Cr6 free
6	Rotation pin	9SMnPb36 - White zinc Cr6 free

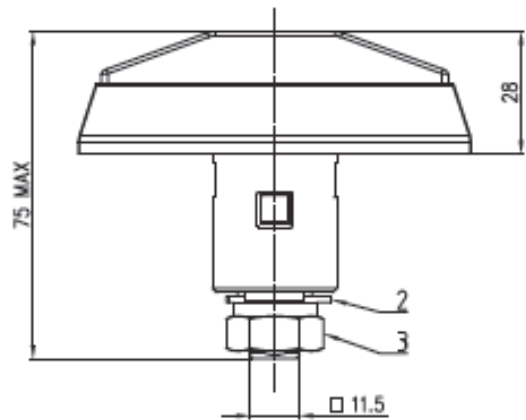
FL50.6.AC.M - Drehgriff mit Schließzylinder



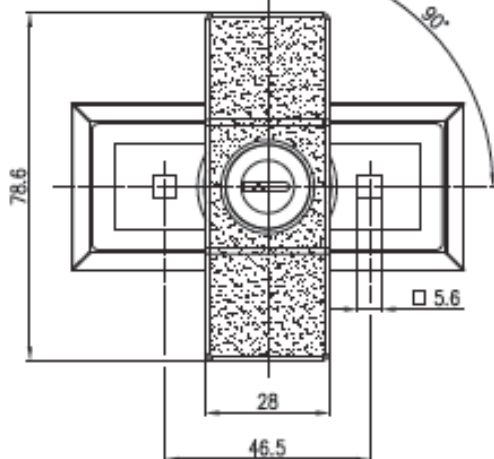
Open position



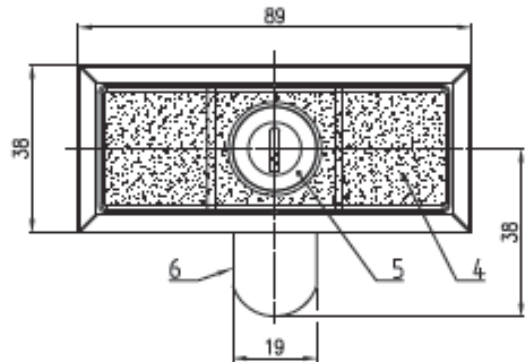
Closed position



Open position
Handle turned of 90°



Closed position

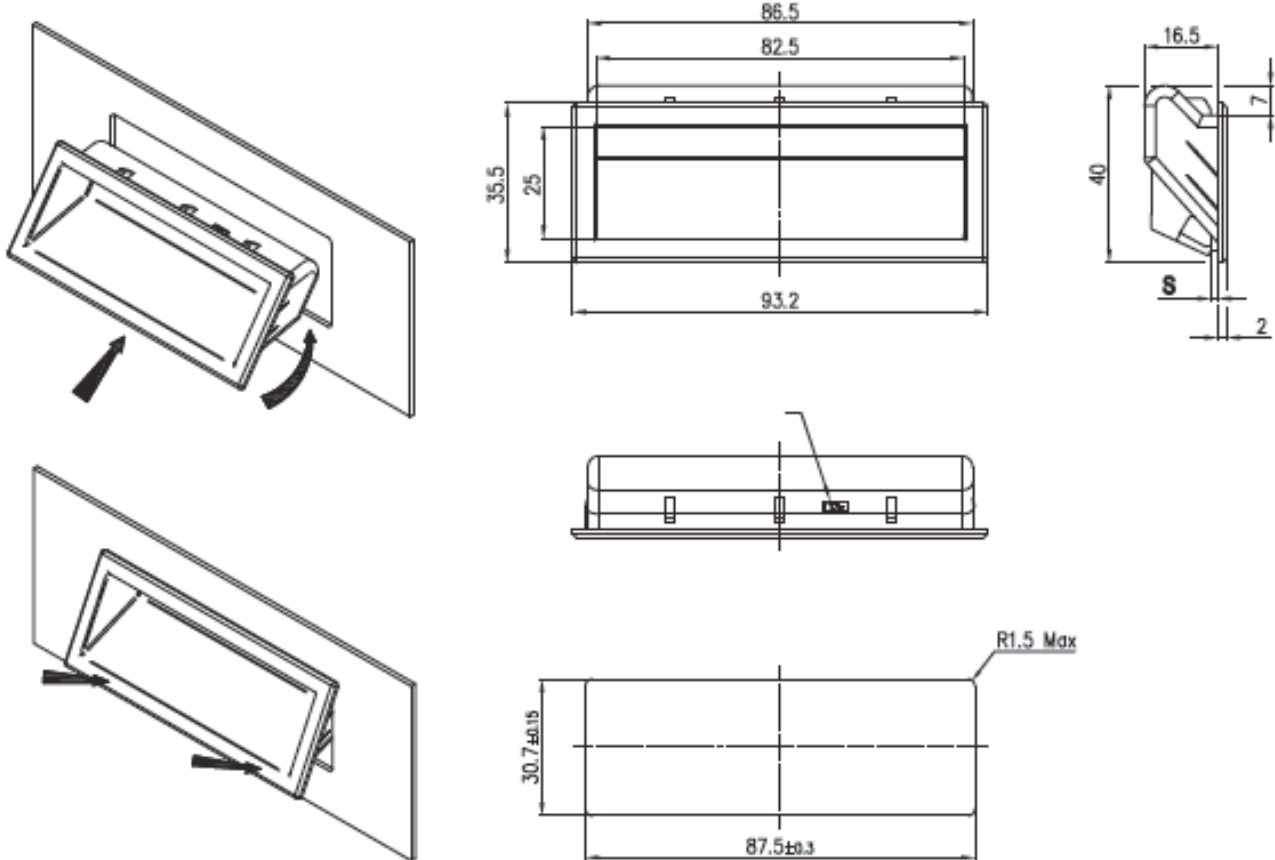
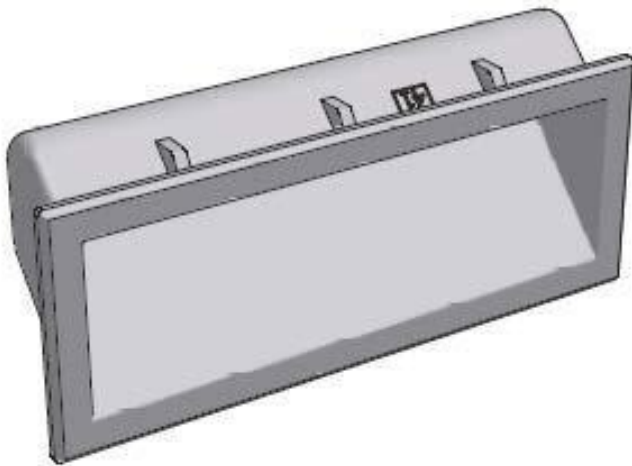


Handle part number

FL50.6.AC.M

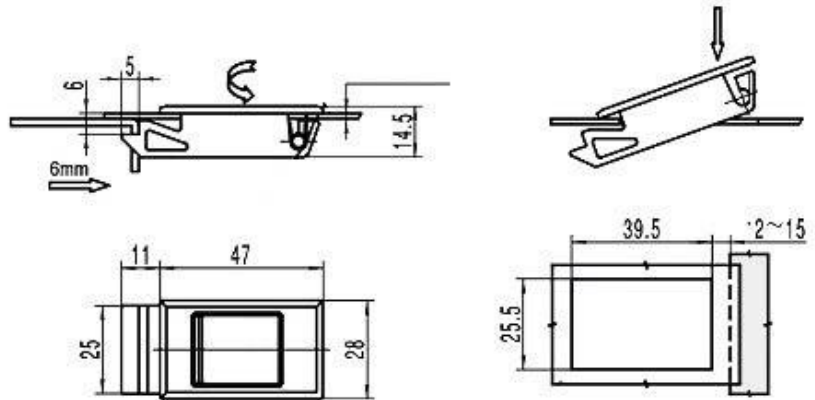
Ref	Part description	Material - Finishing
1	Base	Zinc alloy - Bright chrome
2	Positioning washer	FeP02 - White zinc Cr6 free
3	Nut 1/2"-20 UNF	Steel - White zinc Cr6 free
4	Handle	Zinc alloy - Bright chrome
5	Key-lock	Zinc alloy - Polished
6	Cam Sq.11.5	FeP02 - White zinc Cr6 free

E7.4* - Handgriff einklippsbar



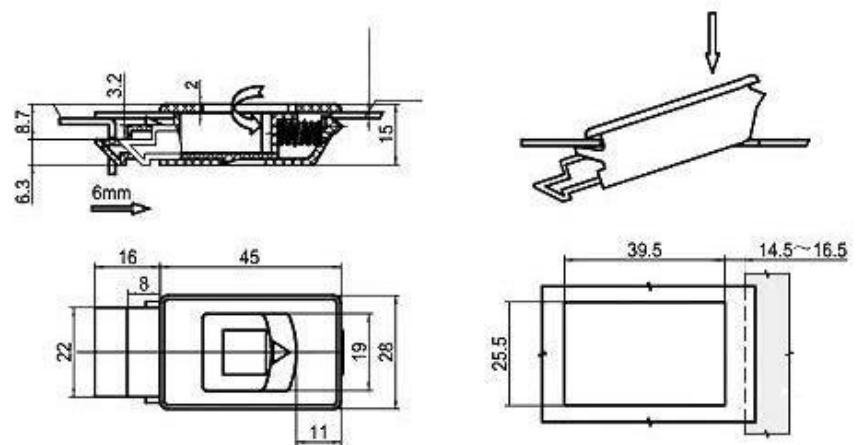
Handle part number	Material	Panel thickness S	
		min.	max.
E7.41	Black ABS	1	1,4
E7.42	Black ABS	1,4	1,8
E7.43	Black ABS	1,8	2,1
E7.44	Black ABS	2,1	2,5

FH725 - Schnappverschluss einklippsbar



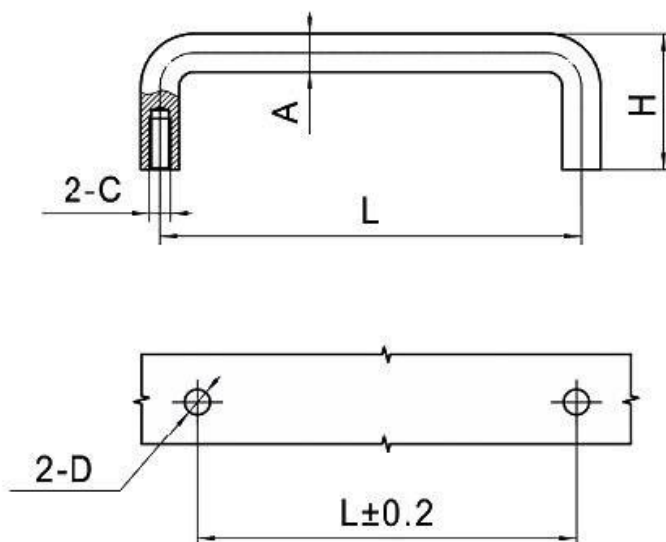
Handle part number	Material	Panel thickness Ts
FH725.1PG	Grey ABS	1,5
FH725.2PG	Grey ABS	2,0

FH725 - Schnappverschluss einklippsbar



Handle part number	Material	Panel thickness Ts
FH725.3PN	Black ABS	1,0 ÷ 2,0

FH511 - Handgriff



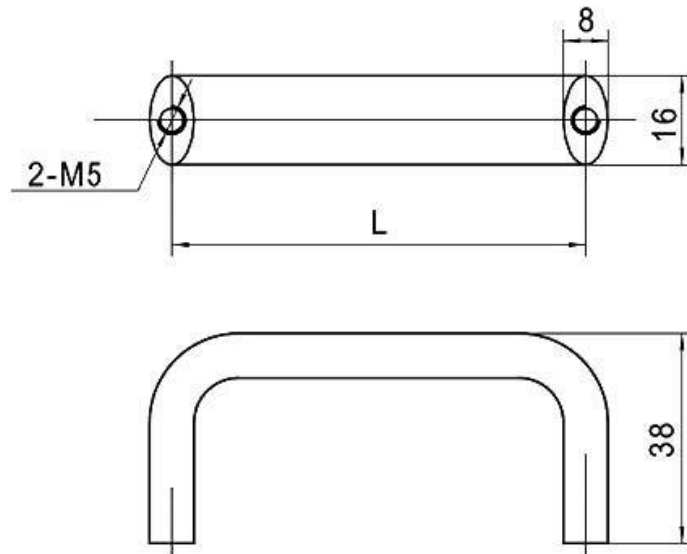
Insert material code * into ¢¢ handle part number

Code *	Material - Finishing
AC	Steel - Chrome plated polished
SS	Stainless steel - Polished

© Standard version - For other versions minimum order quantity of 1.000 pcs. required

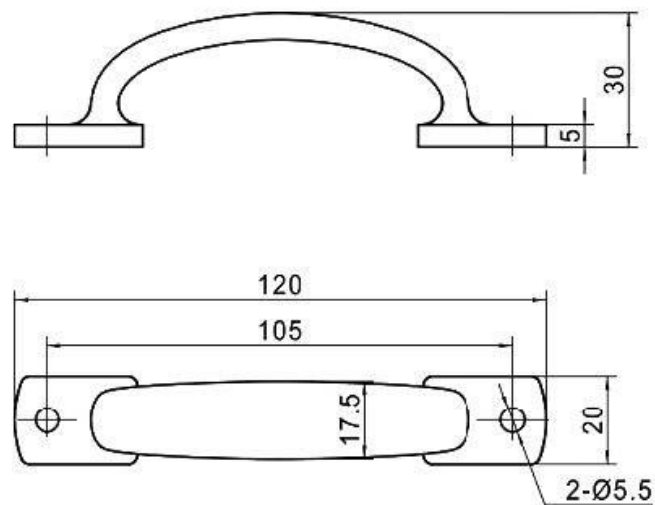
Handle part number	Material - Finishing	L	A	H	C	D
FH511.180.1CP ©	Zinc alloy - Bright chrome	180	12	45	M5	Ø 7
FH511.120.1CP ©	Zinc alloy - Bright chrome	120	10	37	M6	Ø 7
FH511.101.1CP ©	Zinc alloy - Bright chrome	101	9	29	M5	Ø 7
FH511.160.1¢¢	See table	160	9	40	M5	Ø 6
FH511.155.1¢¢	See table	155	9	32	M5	Ø 6
FH511.149.1¢¢	See table	149	9	40	M5	Ø 6
FH511.135.1¢¢	See table	135	9	32	M5	Ø 6
FH511.119.1¢¢	See table	119	9	40	M5	Ø 6
FH511.100.1¢¢ ©	See table	100	9	32	M5	Ø 6
FH511.90.1¢¢	See table	90	9	32	M5	Ø 6
FH511.150.2¢¢	See table	150	8	40	M5	Ø 6
FH511.100.2¢¢	See table	100	8	32	M5	Ø 6
FH511.75.2¢¢	See table	75	8	40	M5	Ø 6
FH511.138.3¢¢	See table	138	6	32	M4	Ø 4,5
FH511.122.3¢¢	See table	122	6	32	M4	Ø 4,5
FH511.102.3¢¢	See table	102	6	32	M4	Ø 4,5
FH511.90.3¢¢	See table	90	6	32	M4	Ø 4,5
FH511.82.3¢¢	See table	82	6	26	M4	Ø 4,5
FH511.70.3¢¢	See table	70	6	32	M4	Ø 4,5
FH511.60.3¢¢	See table	60	6	26	M4	Ø 4,5
FH511.55.3¢¢	See table	55	6	26	M4	Ø 4,5

FH516 - Handgriff



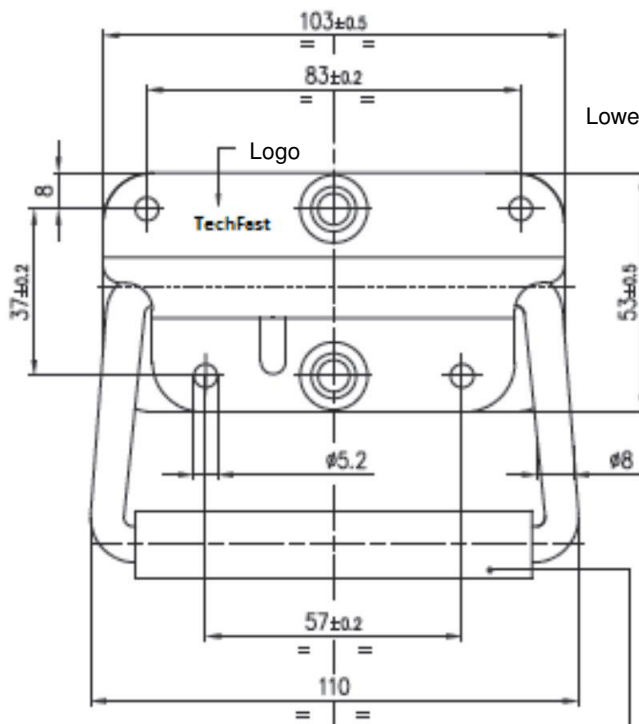
Handle part number	Material - Finishing	Withdt L
FH516.75	Alluminum - Black powder coated	75
FH516.100	Alluminum - Black powder coated	100
FH516.125	Alluminum - Black powder coated	125
FH516.150	Alluminum - Black powder coated	150
FH516.175	Alluminum - Black powder coated	175

FH519 - Handgriff



Handle part number	Material - Finishing
FH519	Stainless steel - Polished

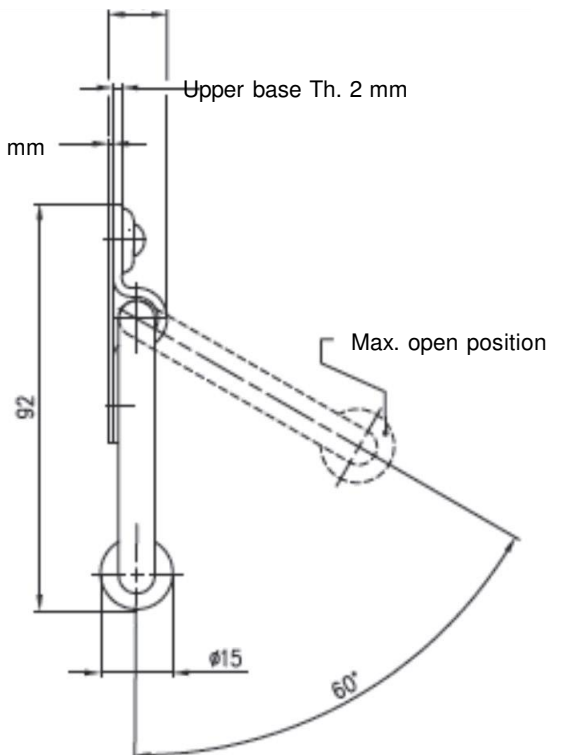
E7.60.00 - Handgriff federnd



Lower base Th. 1 mm

Upper base Th. 2 mm

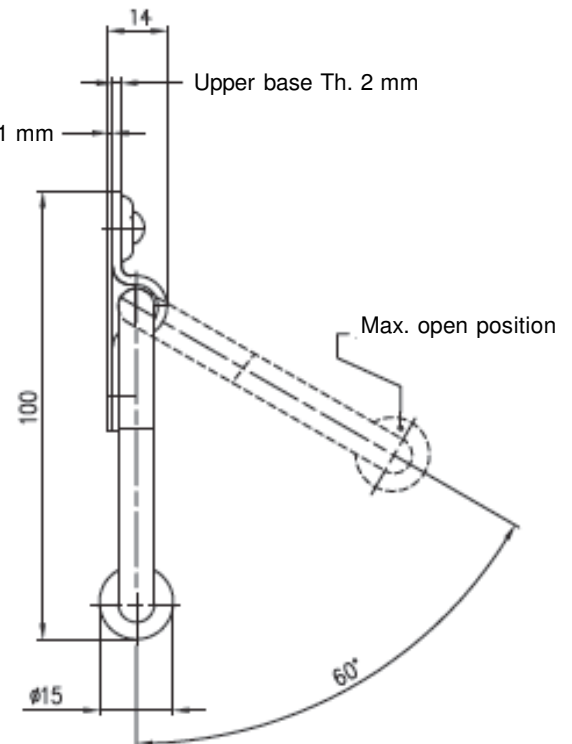
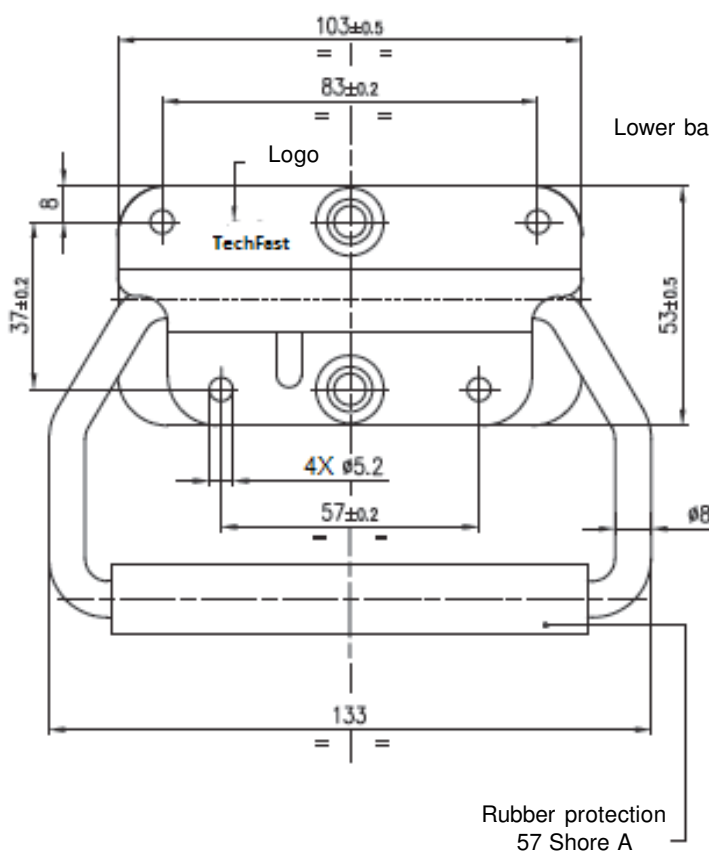
Max. open position



Rubber protection
57 Shore A

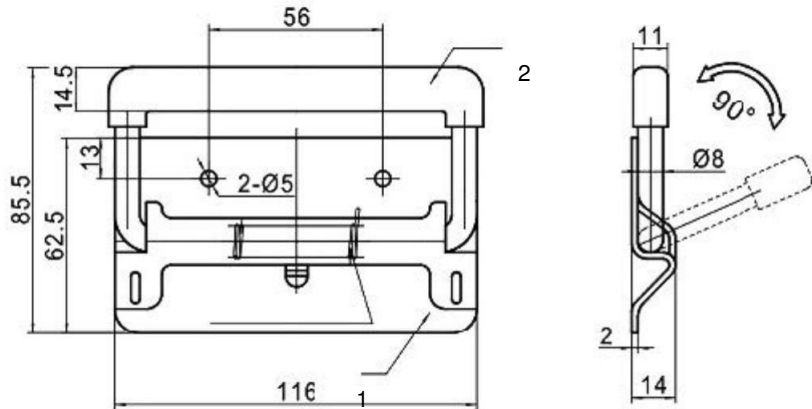
Handle part number	Material - Finishing
E7.60.00.04	Steel - White zinc Cr6 free
E7.60.00.30	AISI304 - Polished
E7.60.00.31	AISI316 - Polished

E7.70.00 - Handgriff federnd



Handle part number	Material - Finishing
E7.70.00.04	Steel - White zinc Cr6 free
E7.70.00.30	AISI304 - Polished
E7.70.00.31	AISI316 - Polished

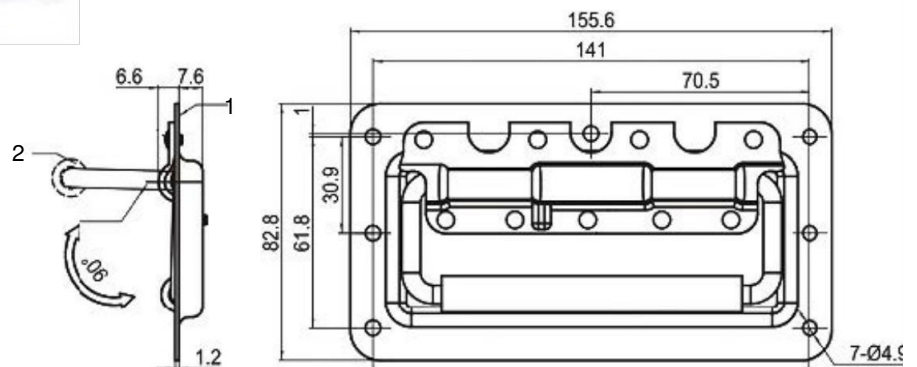
FH504.2 - Handgriff federnd aus Aluminium



Handle part number
FH504.2

Ref	Part description	Material - Finishing
1	Body	Alluminum
2	Handle	Aluminum - Plastic protection

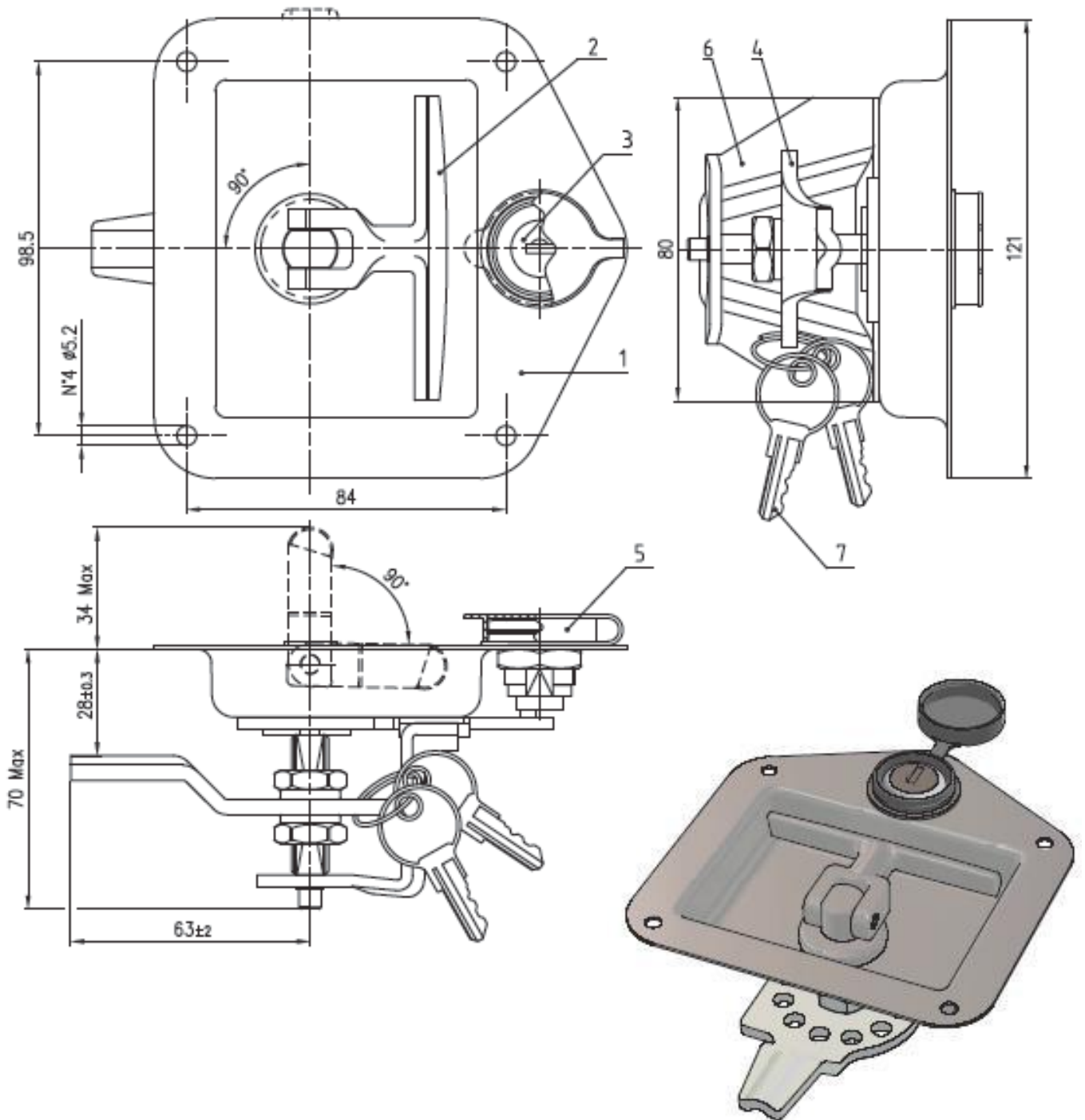
FH504.3 - Handgriff federnd



Handle part number
FH504.3

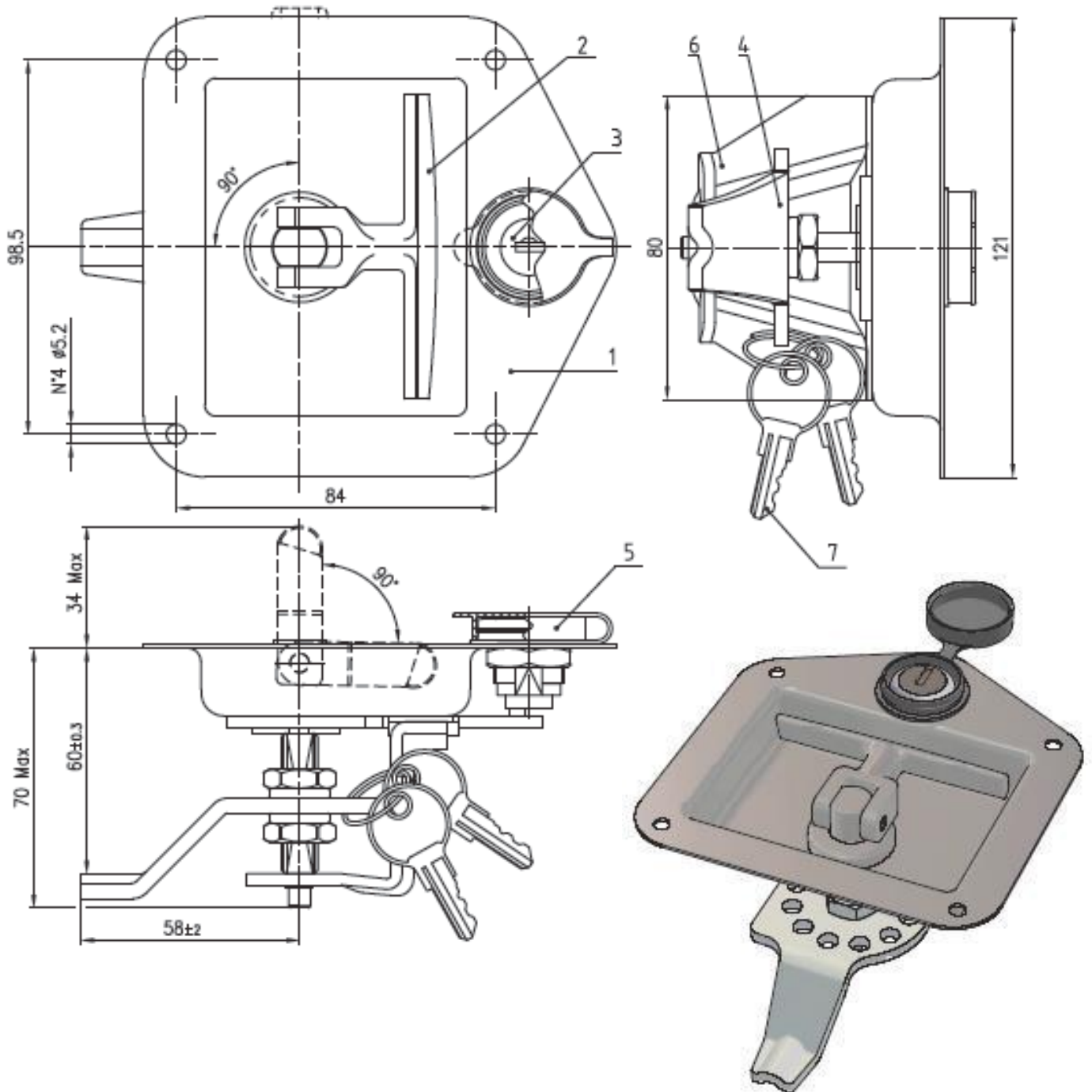
Ref	Part description	Material - Finishing
1	Body	Steel - Black powder coated
2	Handle	Steel - Plastic protection

10502.SS.28 - Drehriegel mit T-Griff abschließbar, versenkt




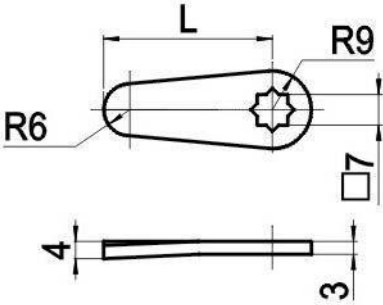

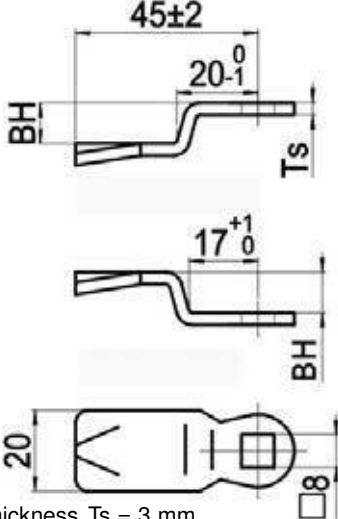

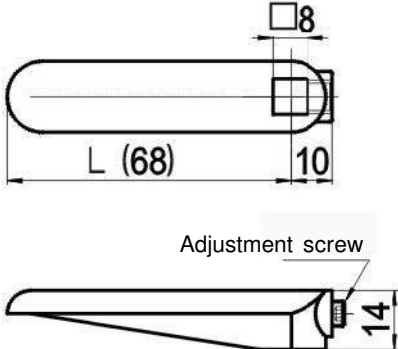

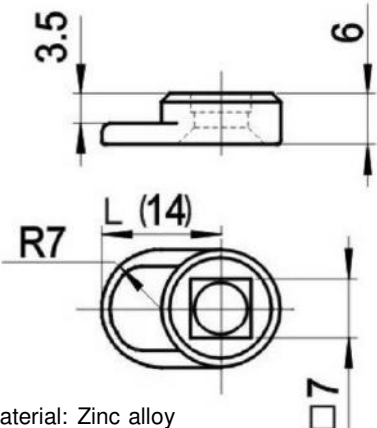

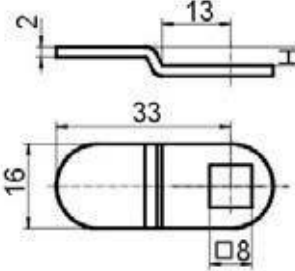

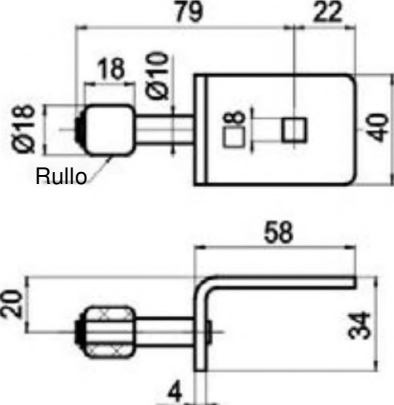
Ref	Part description	Material - Finishing
1	Base	Stainless steel - Polished
2	T-Handle	Zinc alloy - Bright chrome
3	Lock protection cup	Stainless steel - Polished
4	Cam	Steel - White zinc Cr6 free
5	Dust cover	Black thermoplastic rubber
6	Braket	Steel - White zinc Cr6 free
7	Key, KA (2)	Nickel plated

10502.SS.60 - Drehriegel mit T-Griff abschließbar, versenkt




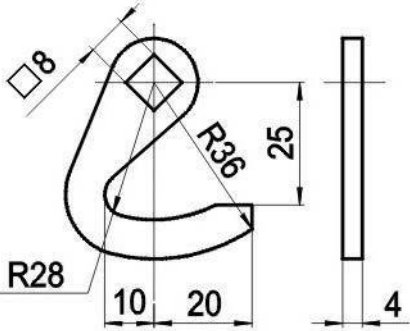

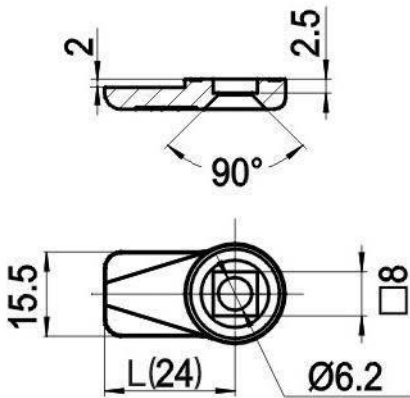

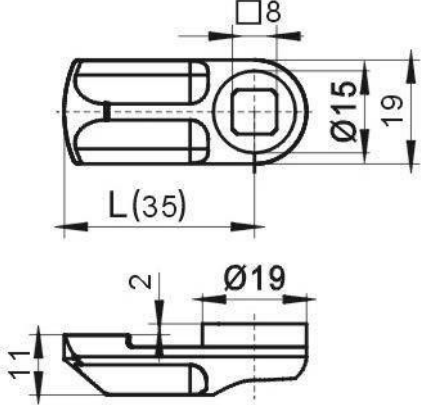

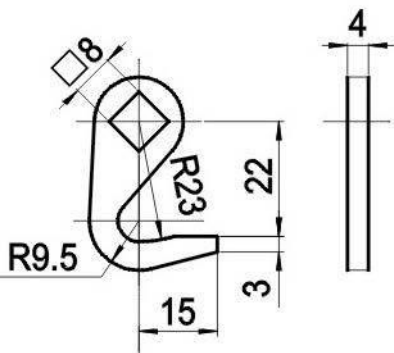

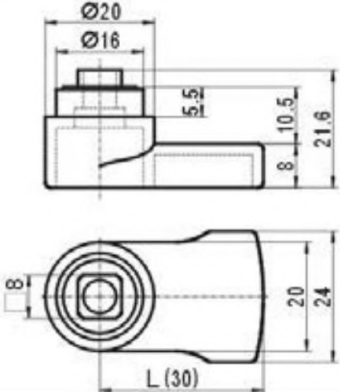

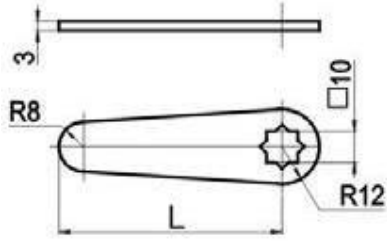
Ref	Part description	Material - Finishing
1	Base	Stainless steel - Polished
2	T-Handle	Zinc alloy - Bright chrome
3	Lock protection cup	Stainless steel - Polished
4	Cam	Steel - White zinc Cr6 free
5	Dust cover	Black thermoplastic rubber
6	Braket	Steel - White zinc Cr6 free
7	Key, KA (2)	Nickel plated

Riegel / Zungen

FH1A	FH1B	FH1B6800X																																																
  <table border="1" data-bbox="161 987 507 1111"> <thead> <tr> <th>Part number</th> <th>BH</th> <th>L</th> </tr> </thead> <tbody> <tr> <td>FH1A7200</td> <td>0</td> <td>72</td> </tr> <tr> <td>FH1A3900</td> <td>0</td> <td>39</td> </tr> <tr> <td>FH1A3500</td> <td>0</td> <td>35</td> </tr> </tbody> </table>	Part number	BH	L	FH1A7200	0	72	FH1A3900	0	39	FH1A3500	0	35	  <p>Thickness Ts = 3 mm</p> <table border="1" data-bbox="616 1088 954 1424"> <thead> <tr> <th>Part number</th> <th>BH</th> <th>L</th> </tr> </thead> <tbody> <tr> <td>FH1B4522</td> <td>22</td> <td>45</td> </tr> <tr> <td>FH1B4516</td> <td>16</td> <td>45</td> </tr> <tr> <td>FH1B4514</td> <td>14</td> <td>45</td> </tr> <tr> <td>FH1B4510</td> <td>10</td> <td>45</td> </tr> <tr> <td>FH1B4508</td> <td>8</td> <td>45</td> </tr> <tr> <td>FH1B4507</td> <td>7</td> <td>45</td> </tr> <tr> <td>FH1B4504</td> <td>4</td> <td>45</td> </tr> <tr> <td>FH1B4502</td> <td>2</td> <td>45</td> </tr> <tr> <td>FH1B4500</td> <td>0</td> <td>45</td> </tr> </tbody> </table>	Part number	BH	L	FH1B4522	22	45	FH1B4516	16	45	FH1B4514	14	45	FH1B4510	10	45	FH1B4508	8	45	FH1B4507	7	45	FH1B4504	4	45	FH1B4502	2	45	FH1B4500	0	45	  <p>Adjustment screw</p> <p>Material: Zinc alloy, Bright chrome</p> <table border="1" data-bbox="1066 1043 1410 1111"> <thead> <tr> <th>Part number</th> <th>BH</th> <th>L</th> </tr> </thead> <tbody> <tr> <td>FH1B6800X</td> <td>-</td> <td>68</td> </tr> </tbody> </table>	Part number	BH	L	FH1B6800X	-	68
Part number	BH	L																																																
FH1A7200	0	72																																																
FH1A3900	0	39																																																
FH1A3500	0	35																																																
Part number	BH	L																																																
FH1B4522	22	45																																																
FH1B4516	16	45																																																
FH1B4514	14	45																																																
FH1B4510	10	45																																																
FH1B4508	8	45																																																
FH1B4507	7	45																																																
FH1B4504	4	45																																																
FH1B4502	2	45																																																
FH1B4500	0	45																																																
Part number	BH	L																																																
FH1B6800X	-	68																																																
<h3 data-bbox="252 1133 405 1155">FH1A1403X</h3>   <p>Material: Zinc alloy</p> <table border="1" data-bbox="161 1917 507 1984"> <thead> <tr> <th>Part number</th> <th>BH</th> <th>L</th> </tr> </thead> <tbody> <tr> <td>FH1A1403X</td> <td>-</td> <td>14</td> </tr> </tbody> </table>	Part number	BH	L	FH1A1403X	-	14	<table border="1" data-bbox="616 1133 954 1424"> <thead> <tr> <th>Part number</th> <th>BH</th> <th>L</th> </tr> </thead> <tbody> <tr> <td>FH1B4522</td> <td>22</td> <td>45</td> </tr> <tr> <td>FH1B4516</td> <td>16</td> <td>45</td> </tr> <tr> <td>FH1B4514</td> <td>14</td> <td>45</td> </tr> <tr> <td>FH1B4510</td> <td>10</td> <td>45</td> </tr> <tr> <td>FH1B4508</td> <td>8</td> <td>45</td> </tr> <tr> <td>FH1B4507</td> <td>7</td> <td>45</td> </tr> <tr> <td>FH1B4504</td> <td>4</td> <td>45</td> </tr> <tr> <td>FH1B4502</td> <td>2</td> <td>45</td> </tr> <tr> <td>FH1B4500</td> <td>0</td> <td>45</td> </tr> </tbody> </table>   <table border="1" data-bbox="616 1917 954 1984"> <thead> <tr> <th>Part number</th> <th>BH</th> <th>L</th> </tr> </thead> <tbody> <tr> <td>FH1B33N4K</td> <td>4</td> <td>33</td> </tr> </tbody> </table>	Part number	BH	L	FH1B4522	22	45	FH1B4516	16	45	FH1B4514	14	45	FH1B4510	10	45	FH1B4508	8	45	FH1B4507	7	45	FH1B4504	4	45	FH1B4502	2	45	FH1B4500	0	45	Part number	BH	L	FH1B33N4K	4	33	<h3 data-bbox="1161 1133 1315 1155">FH1B1179D</h3>   <p>Rullo</p> <table border="1" data-bbox="1066 1917 1410 1984"> <thead> <tr> <th>Part number</th> <th>BH</th> <th>L</th> </tr> </thead> <tbody> <tr> <td>FH1B1179D</td> <td>11</td> <td>-</td> </tr> </tbody> </table>	Part number	BH	L	FH1B1179D	11	-
Part number	BH	L																																																
FH1A1403X	-	14																																																
Part number	BH	L																																																
FH1B4522	22	45																																																
FH1B4516	16	45																																																
FH1B4514	14	45																																																
FH1B4510	10	45																																																
FH1B4508	8	45																																																
FH1B4507	7	45																																																
FH1B4504	4	45																																																
FH1B4502	2	45																																																
FH1B4500	0	45																																																
Part number	BH	L																																																
FH1B33N4K	4	33																																																
Part number	BH	L																																																
FH1B1179D	11	-																																																

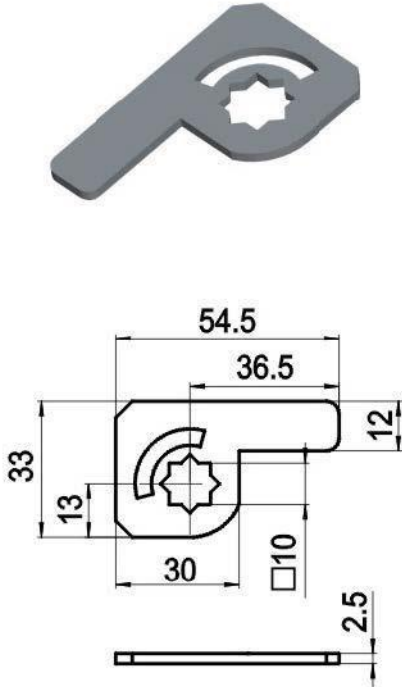
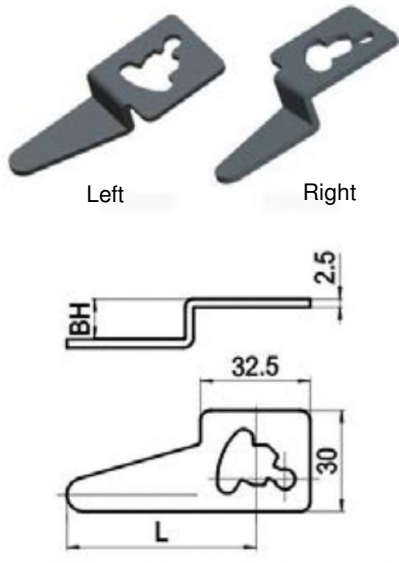
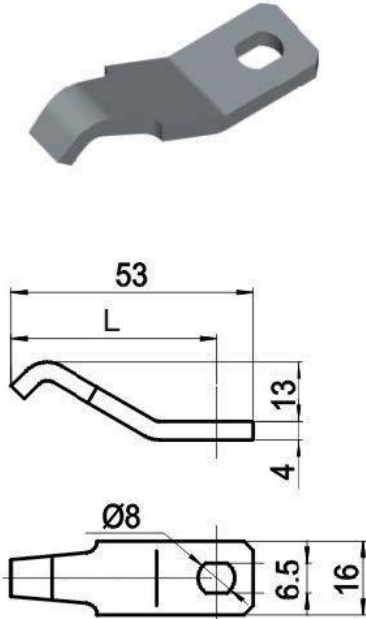
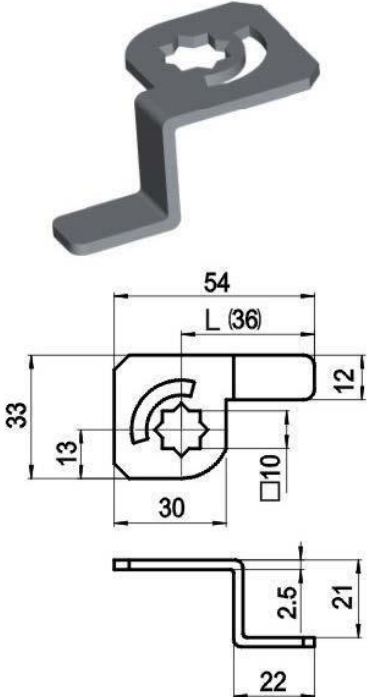
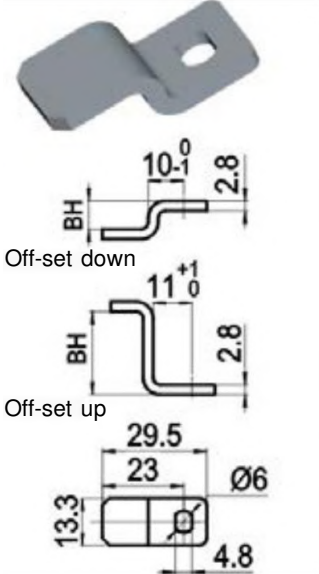
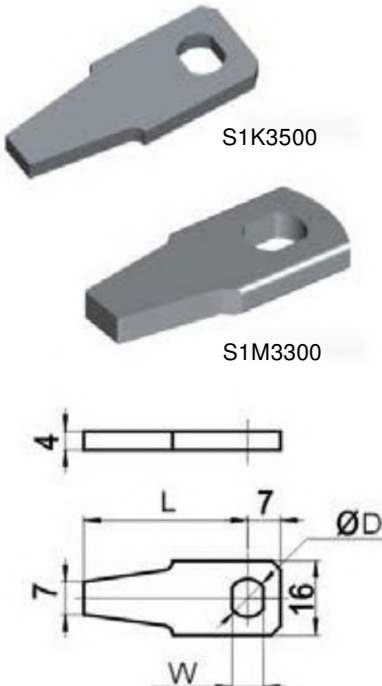


Riegel / Zungen

FH1B2836H	FH1B2402X	FH1B3502A
  <p>Part number Rotation FH1B2836H 28</p>	  <p>Material: Zinc alloy</p> <p>Part number BH L FH1B2402X 2 24</p>	  <p>Material: Plastic</p> <p>Part number BH L FH1B3502A 0 35</p>
FH1B2328H	FH1B3011D	FH1C
  <p>Part number Rotation FH1B2328H 23</p>	  <p>Material: Zinc alloy</p> <p>In conjunction with MS840.1A</p> <p>Part number BH L FH1B3011D - 30</p>	  <p>Part number BH L FH1C45N8 -8 45 FH1C5312 12 53 FH1C4200 0 42 FH1C4000 0 40 FH1C6300 0 63 FH1C7200 0 72</p>


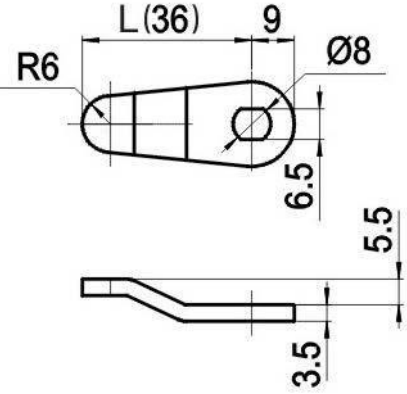

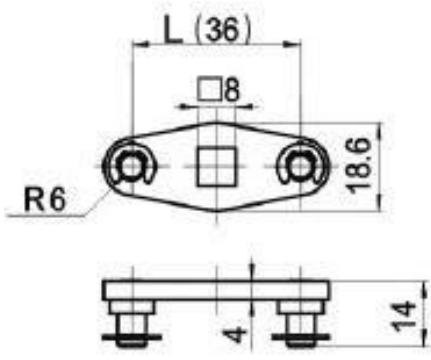

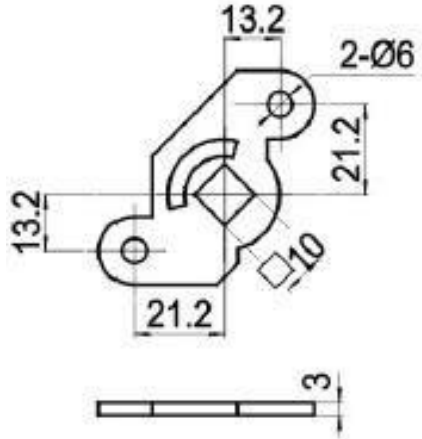

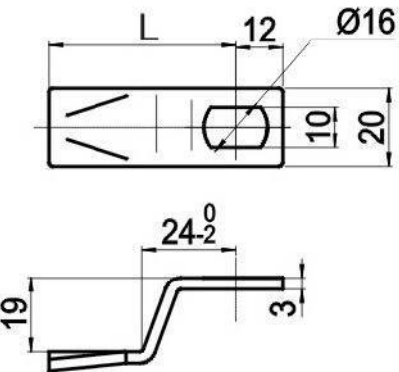

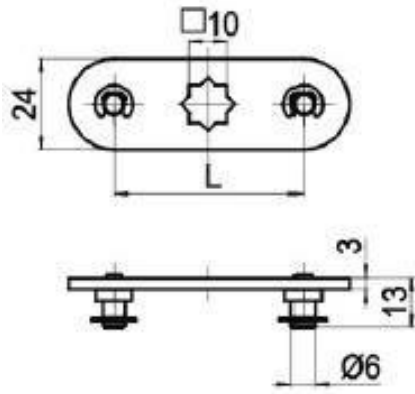

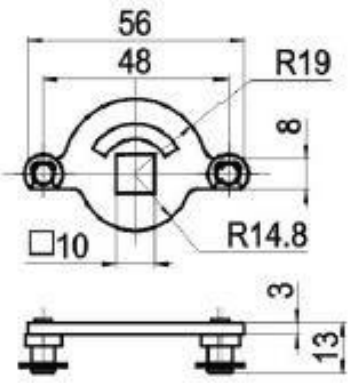


Riegel / Zungen

FH1C3700D	FH1D	FH1K4513																																							
 <table border="1" data-bbox="159 1041 510 1108"> <thead> <tr> <th>Part number</th> <th>BH</th> <th>L</th> </tr> </thead> <tbody> <tr> <td>FH1C3700D</td> <td>0</td> <td>36,5</td> </tr> </tbody> </table>	Part number	BH	L	FH1C3700D	0	36,5	 <table border="1" data-bbox="598 907 965 1108"> <thead> <tr> <th>Part number</th> <th>BH</th> <th>L</th> </tr> </thead> <tbody> <tr> <td>FH1D5628Z/Y</td> <td>28</td> <td>56</td> </tr> <tr> <td>FH1D5618Z/Y</td> <td>18</td> <td>56</td> </tr> <tr> <td>FH1D5612Z/Y</td> <td>12</td> <td>56</td> </tr> <tr> <td>FH1D5608Z/Y</td> <td>8</td> <td>56</td> </tr> <tr> <td>FH1D5600</td> <td>0</td> <td>56</td> </tr> </tbody> </table>	Part number	BH	L	FH1D5628Z/Y	28	56	FH1D5618Z/Y	18	56	FH1D5612Z/Y	12	56	FH1D5608Z/Y	8	56	FH1D5600	0	56	 <table border="1" data-bbox="1061 1041 1412 1108"> <thead> <tr> <th>Part number</th> <th>BH</th> <th>L</th> </tr> </thead> <tbody> <tr> <td>FH1K4513</td> <td>13</td> <td>45</td> </tr> </tbody> </table>	Part number	BH	L	FH1K4513	13	45									
Part number	BH	L																																							
FH1C3700D	0	36,5																																							
Part number	BH	L																																							
FH1D5628Z/Y	28	56																																							
FH1D5618Z/Y	18	56																																							
FH1D5612Z/Y	12	56																																							
FH1D5608Z/Y	8	56																																							
FH1D5600	0	56																																							
Part number	BH	L																																							
FH1K4513	13	45																																							
FH1C3621D	FH1G	FH1K/FH1M																																							
 <table border="1" data-bbox="159 1915 510 1982"> <thead> <tr> <th>Part number</th> <th>BH</th> <th>L</th> </tr> </thead> <tbody> <tr> <td>FH1C3621D</td> <td>21</td> <td>36</td> </tr> </tbody> </table>	Part number	BH	L	FH1C3621D	21	36	 <table border="1" data-bbox="566 1758 965 1982"> <thead> <tr> <th>Part number</th> <th>Part number</th> <th>BH</th> </tr> </thead> <tbody> <tr> <td>Off-set down</td> <td>Off-set up</td> <td></td> </tr> <tr> <td>FH1G2316</td> <td>FH1G23N16</td> <td>16</td> </tr> <tr> <td>FH1G2312</td> <td>FH1G23N12</td> <td>12</td> </tr> <tr> <td>FH1G2308</td> <td>FH1G23N08</td> <td>8</td> </tr> <tr> <td>FH1G2304</td> <td>FH1G23N04</td> <td>4</td> </tr> <tr> <td>FH1G2300</td> <td></td> <td>0</td> </tr> </tbody> </table>	Part number	Part number	BH	Off-set down	Off-set up		FH1G2316	FH1G23N16	16	FH1G2312	FH1G23N12	12	FH1G2308	FH1G23N08	8	FH1G2304	FH1G23N04	4	FH1G2300		0	 <table border="1" data-bbox="1021 1881 1436 1982"> <thead> <tr> <th>P/N</th> <th>Foro DxW</th> <th>BH</th> <th>L</th> </tr> </thead> <tbody> <tr> <td>FH1M3300</td> <td>10X8</td> <td>0</td> <td>33</td> </tr> <tr> <td>FH1K3500</td> <td>8X6,5</td> <td>0</td> <td>35</td> </tr> </tbody> </table>	P/N	Foro DxW	BH	L	FH1M3300	10X8	0	33	FH1K3500	8X6,5	0	35
Part number	BH	L																																							
FH1C3621D	21	36																																							
Part number	Part number	BH																																							
Off-set down	Off-set up																																								
FH1G2316	FH1G23N16	16																																							
FH1G2312	FH1G23N12	12																																							
FH1G2308	FH1G23N08	8																																							
FH1G2304	FH1G23N04	4																																							
FH1G2300		0																																							
P/N	Foro DxW	BH	L																																						
FH1M3300	10X8	0	33																																						
FH1K3500	8X6,5	0	35																																						

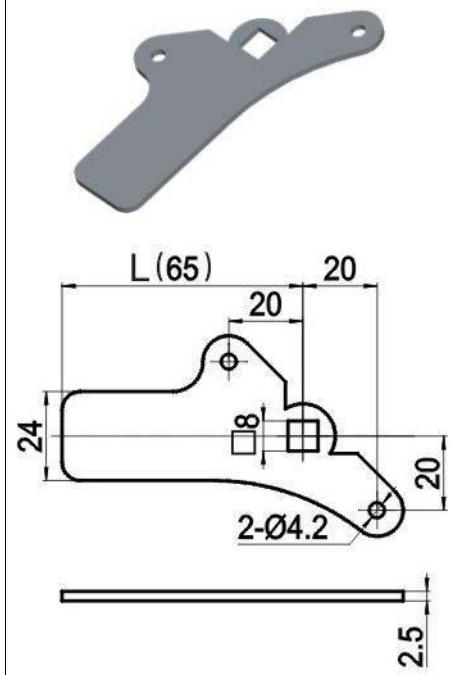
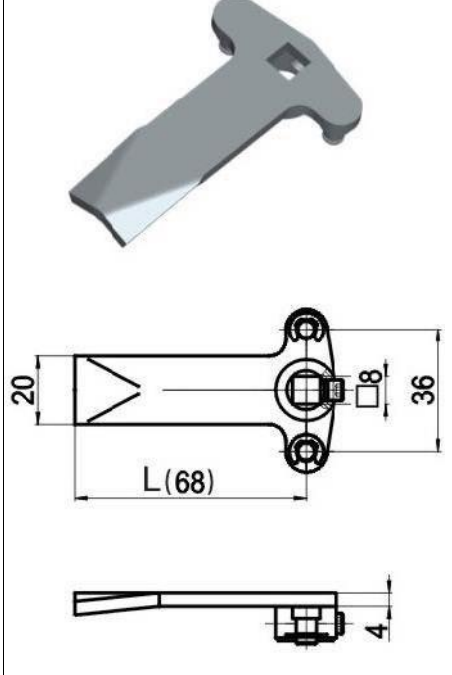
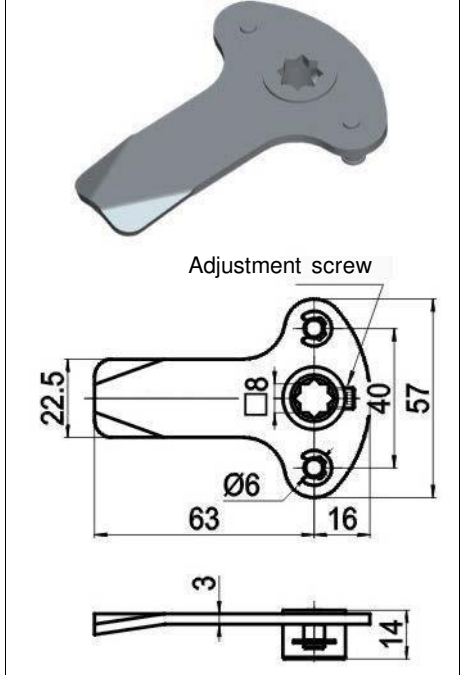
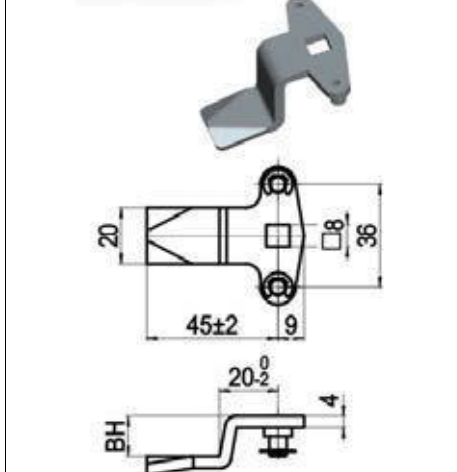
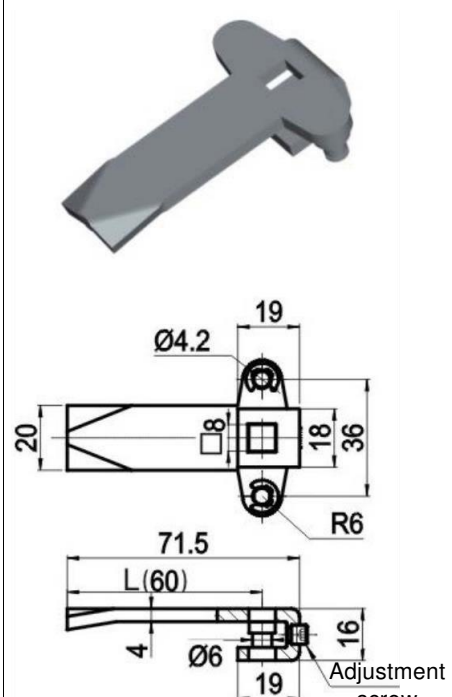
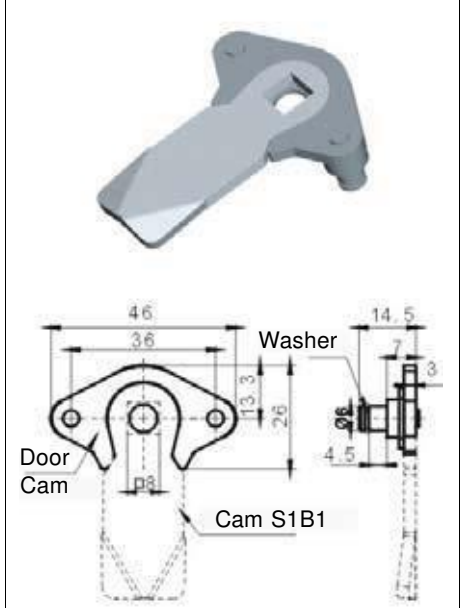


Riegel / Zungen

FH1K3606	FH2B1800	FH2C2100
  <p>Part number FH1K3606</p> <p>BH 6</p> <p>L 36</p>	  <p>Part number FH2B1800</p> <p>BH -</p> <p>L -</p>	  <p>Part number FH2C2100</p> <p>BH -</p> <p>L -</p>
FH1H4819	FH2C	FH2C2400
  <p>Part number FH1H4819</p> <p>BH 19</p> <p>L 48</p>	  <p>Part number FH2C2200 FH2C2500</p> <p>BH - -</p> <p>L 40 50</p>	  <p>Part number FH2C2400</p> <p>BH -</p> <p>L -</p>

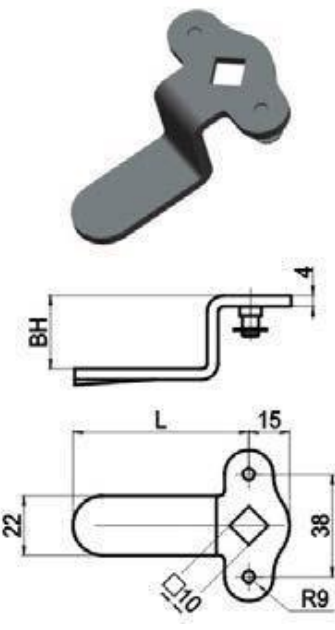
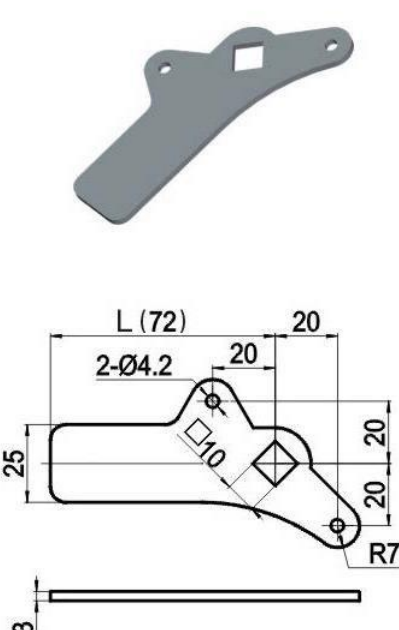
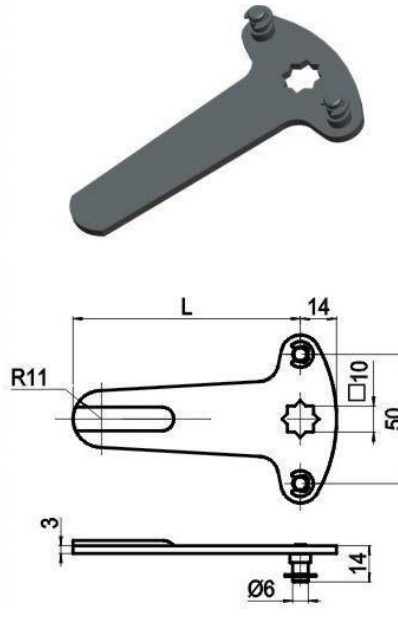
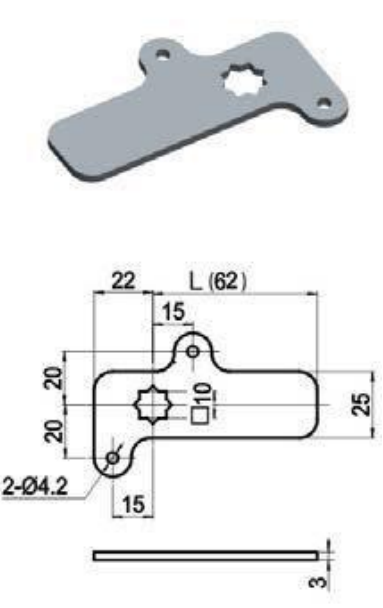
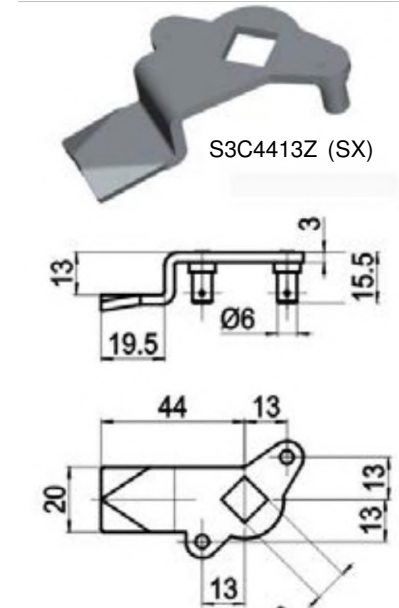
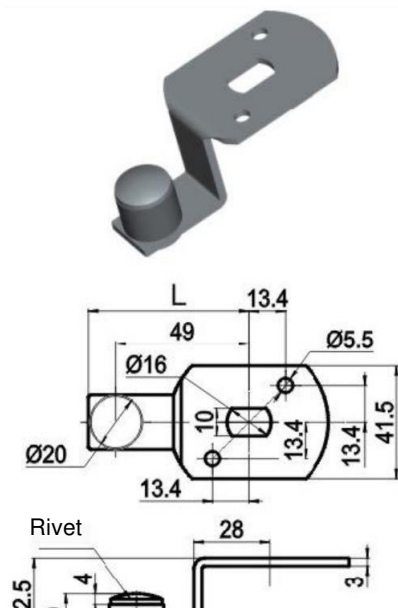


Riegel / Zungen

FH3B6500	FH3B6800A	FH3B6300A
 <p>Part number BH L FH3B6500 - 65</p>	 <p>Part number BH L FH3B6800A - 68</p>	 <p>Part number BH L FH3B6300A - 63</p>
FH3B	FH3B6000A	AFH3B
 <p>Part number BH L FH3B4520 20 45 FH3B4516 16 45 FH3B4514 14 45 FH3B4512 12 45 FH3B4510 10 45 FH3B4508 8 45 FH3B4504 4 45 FH3B4500 - 45</p>	 <p>Part number BH L FH3B6000A - 60</p>	 <p>Assembled with Cam S1B1. For other dimension check serie S1B</p>

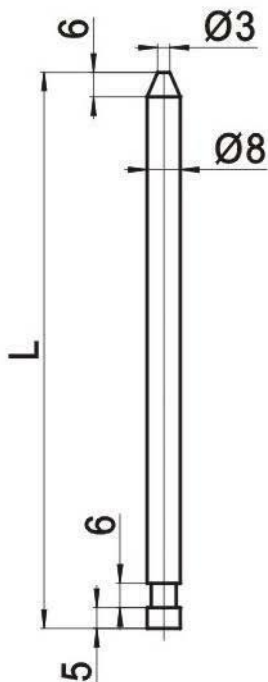


Riegel / Zungen

FH3C	FH3C7200	FH3C
 <p>Part number BH L</p> <p>FH3C4851 51 48</p> <p>FH3C6527 27 65</p> <p>FH3C8600 - 86</p>	 <p>Part number BH L</p> <p>FH3C7200 - 72</p>	 <p>Part number BH L</p> <p>FH3C5000 - 50</p> <p>FH3C7000 - 70</p> <p>FH3C8800 - 88</p>
FH3C6200	FH3C4413	FH3H6028
 <p>Part number BH L</p> <p>FH3C6200 - 62</p>	 <p>S3C4413Z (SX)</p> <p>Standard version: Right (RH)</p> <p>Part number BH L</p> <p>FH3C4413Z (LH) 13 44</p> <p>FH3C4413Y (RH) 13 44</p>	 <p>Part number BH L</p> <p>FH3H6028 - 60</p>

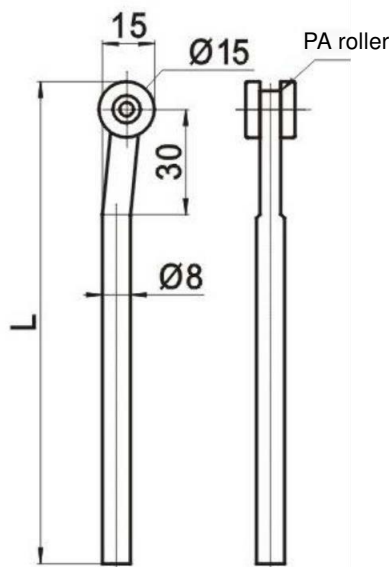
Antriebe, Stangen und Zubehör

LG001.1	LG001.2	LG001.3
---------	---------	---------



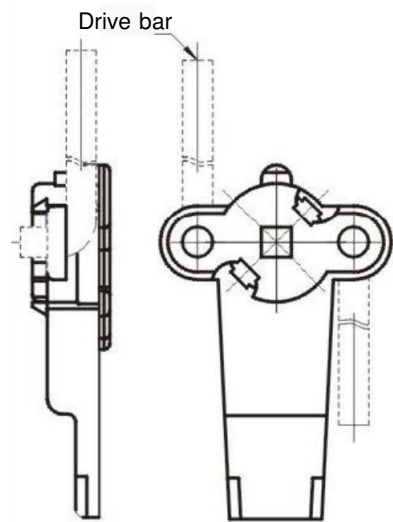
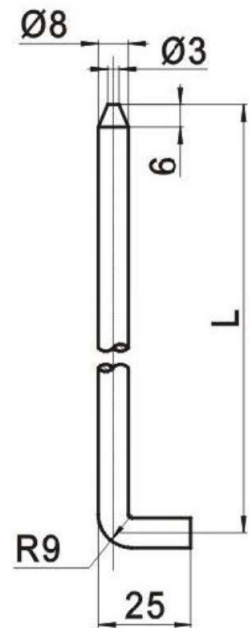
Zinc plated steel, cone-round road

Part number	L
LG001.1.1100	1100
LG001.1.1000	1000
LG001.1.900	900
LG001.1.800	800
LG001.1.700	700
LG001.1.600	600
LG001.1.500	500



Zinc plated steel, with PA roller rod

Part number	L
LG001.2.1100	1100
LG001.2.1000	1000
LG001.2.900	900
LG001.2.800	800
LG001.2.700	700
LG001.2.600	600
LG001.2.500	500



Example

Zinc plated steel, bend, round rod

Part number	L
LG001.3.1000	1000
LG001.3.900	900
LG001.3.800	800
LG001.3.700	700
LG001.3.600	600
LG001.3.500	500
LG001.3.400	400



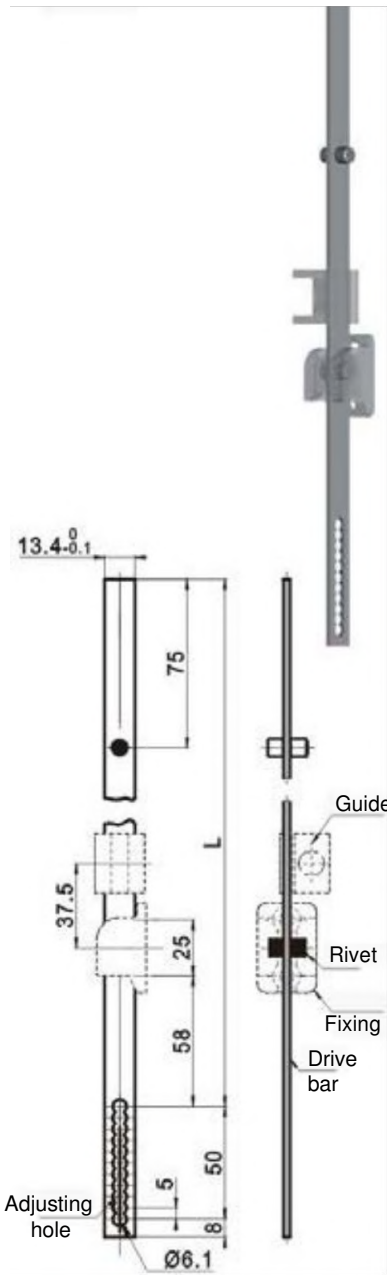
Antriebe, Stangen und Zubehör

LG002.1		LG002.2		LG002.3	
<p>Steel zinc plated, flat teeth rod, PA roller, zinc alloy joint, outside the gasketing</p>		<p>Steel zinc plated, adjustable round rod, zinc alloy joint, outside the gasketing (5 mm space between adjusting holes)</p>		<p>Steel zinc plated, adjustable cone head rod (5 mm space between adjusting holes)</p>	
Part number	L	Part number	L	Part number	L
LG002.1.1100	1100	LG002.2.1100	1100	LG002.3.1000	1000
LG002.1.1000	1000	LG002.2.1000	1000	LG002.3.900	900
LG002.1.900	900	LG002.2.900	900	LG002.3.800	800
LG002.1.800	800	LG002.2.800	800	LG002.3.700	700
LG002.1.700	700	LG002.2.700	700	LG002.3.600	600
LG002.1.600	600	LG002.2.600	600	LG002.3.500	500
LG002.1.500	500	LG002.2.500	500	LG002.3.400	400



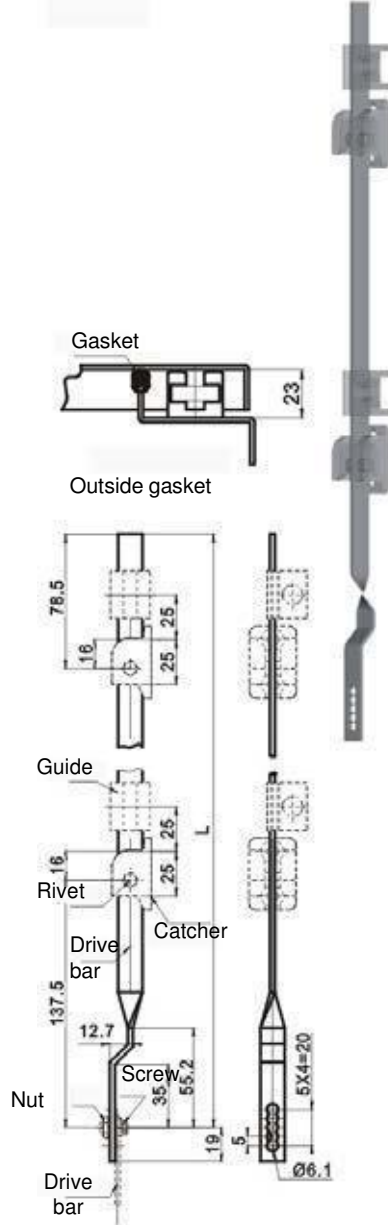
Antriebe, Stangen und Zubehör

LG004	LG005	LG006
-------	-------	-------



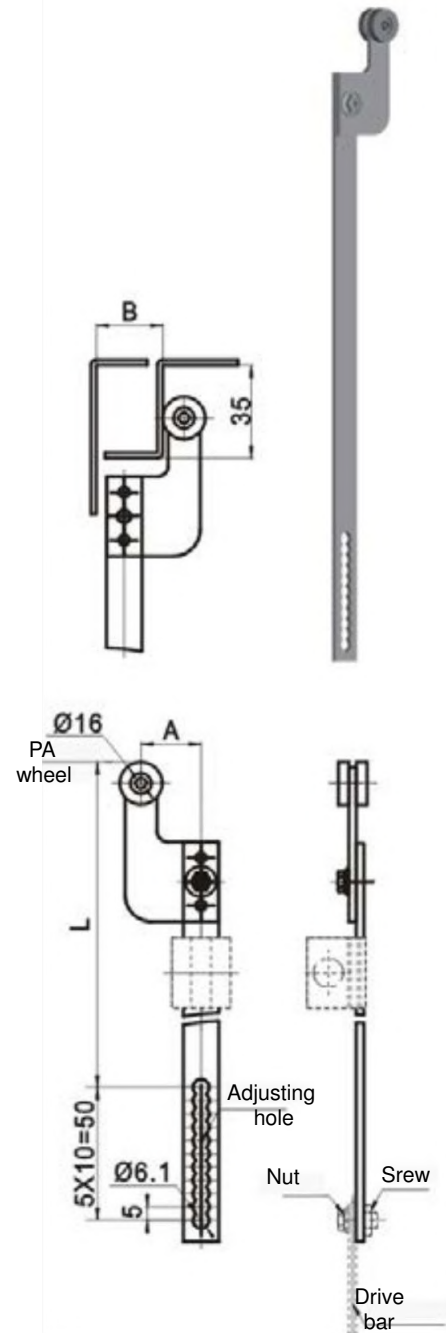
Zinc plated steel, adjustable flat rod, outside the gasketing (5 mm space between adjusting holes)

Part number	L
LG004.1000	1000
LG004.900	900
LG004.800	800
LG004.700	700
LG004.600	600
LG004.500	500
LG004.400	400



Zinc plated steel, adjustable flat rod, outside the gasketing (5 mm space between adjusting holes)

Part number	L
LG005.1200	1200
LG005.1100	1100
LG005.1000	1000
LG005.900	900
LG005.800	800
LG005.700	700
LG005.600	600



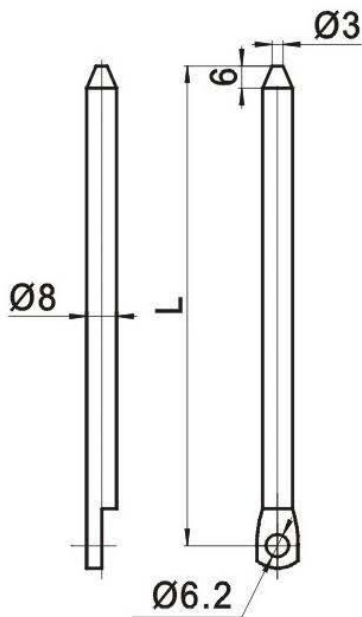
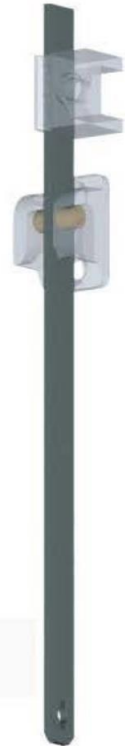
Zinc plated steel, adjustable flat rod, outside the gasketing (5 mm space between adjusting holes)

Part number		L
A=18,5	A=22,5	
B=20	B=25	
LG006.A1000	LG006.B1000	1000
LG006.A900	LG006.B900	900
LG006.A800	LG006.B800	800
LG006.A700	LG006.B700	700
LG006.A600	LG006.B600	600
LG006.A500	LG006.B500	500
LG006.A400	LG006.B400	400

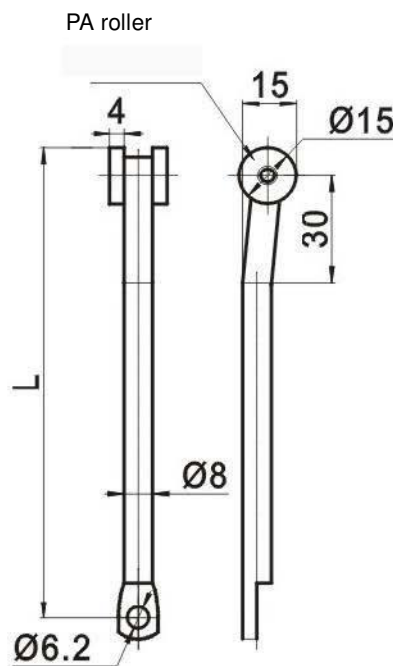


Antriebe, Stangen und Zubehör

LG007.A	LG007.B	LG010
---------	---------	-------



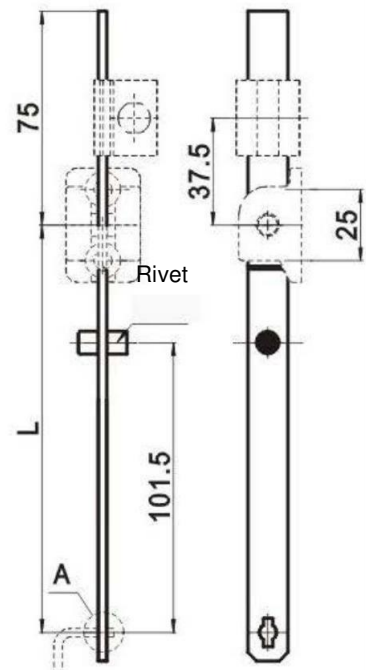
Zinc plated steel, cone-round road



Zinc plated steel, with PA roller rod



Joining point



Steel zinc plated, flat road

Part number	L
LG007.A1000	1000
LG007.A900	900
LG007.A800	800
LG007.A700	700
LG007.A600	600
LG007.A500	500
LG007.A400	400

Part number	L
LG007.B1000	1000
LG007.B900	900
LG007.B800	800
LG007.B700	700
LG007.B600	600
LG007.B500	500
LG007.B400	400

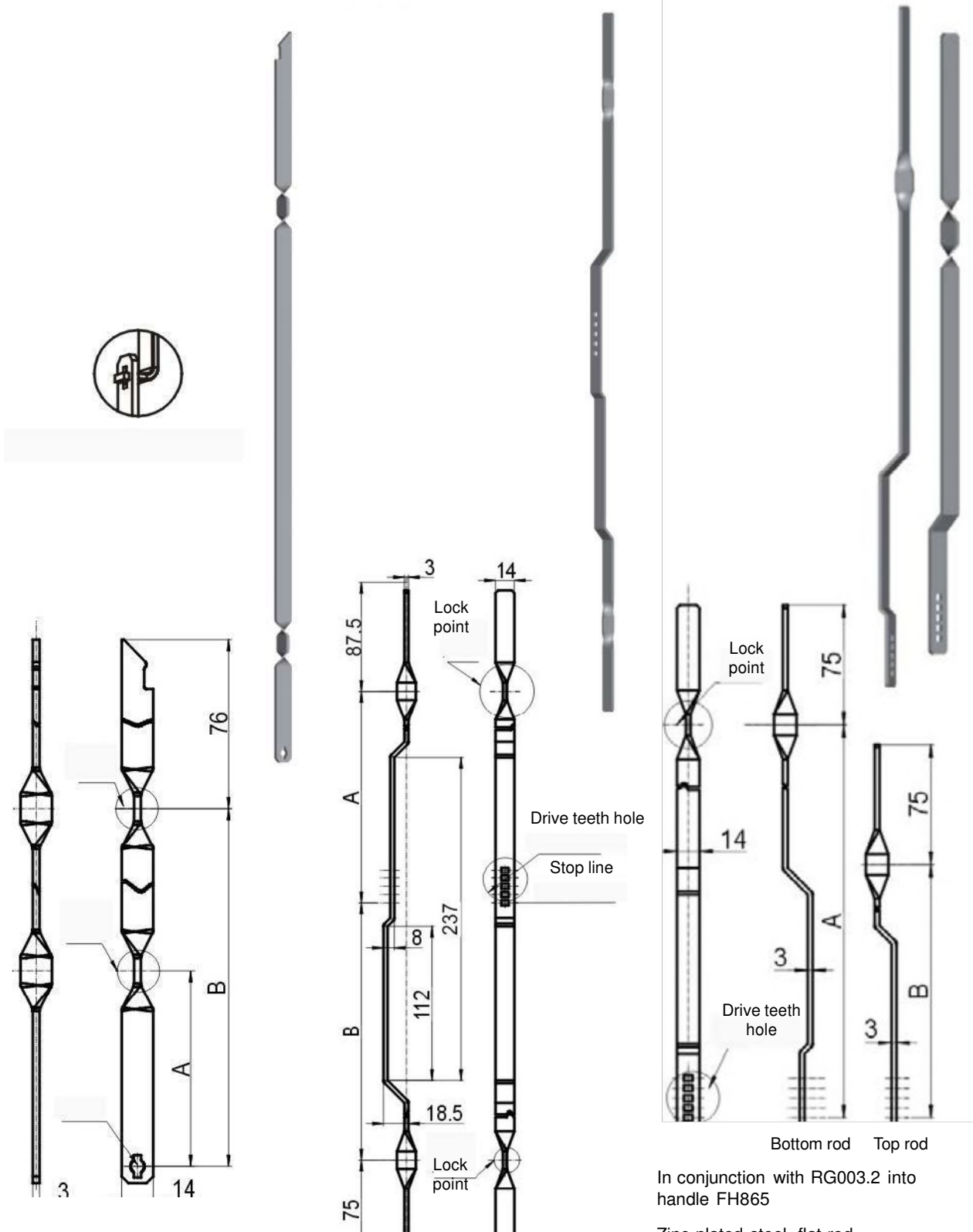
Part number	L
LG010.526	526,5
LG010.426	426,5
LG010.326	326,5
LG010.226	226,5



Antriebe, Stangen und Zubehör

LG011	LG012	LG013
-------	-------	-------

Antriebe, Stangen



Zinc plated steel, flat rod

Part number	A	B
LG011.88/638	88	638

Zinc plated steel, flat rod

Part number	A	B
LG012.487/609	487	609

Zinc plated steel, flat rod

Part number	L	
LG013.B647	647	Top
LG013.A597	597	Bottom

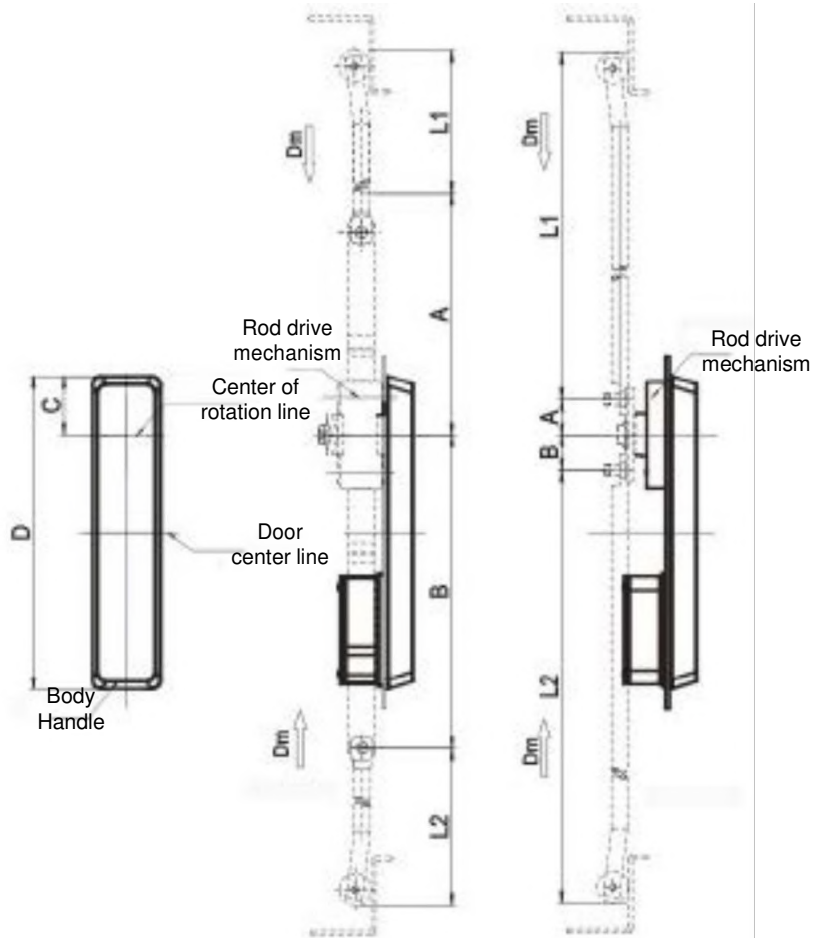
In conjunction with RG003.2 into handle FH865



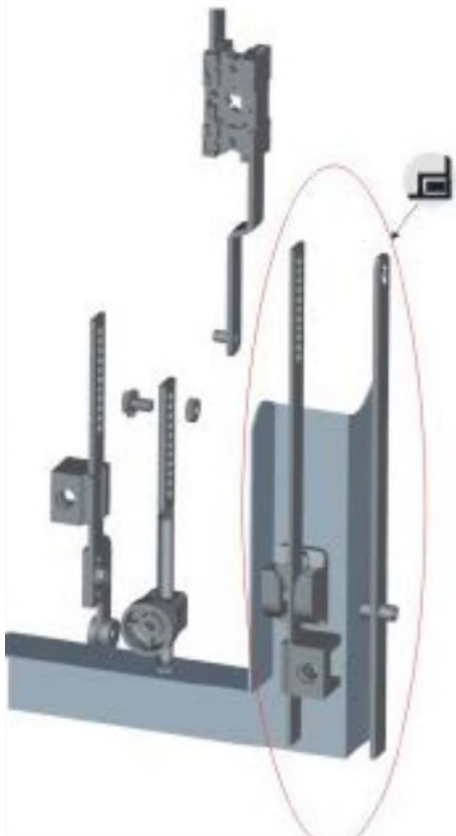
Auswahl- und Installationsanweisungen



Drive mechanism: Cam



Rod assembling example



Drive mechanism: Drive bar



Calculate the length of the drive bars (rod):

Center Door = Center of rotation
 $L1 = F/2 - A + (Dm - 2)$
 $L2 = F/2 - B + (Dm - 2)$

Center Door = Center of lock body
 $L1 = F/2 - [A + (D/2 - C)] + (Dm - 2)$
 $L2 = F/2 - [B - (D/2 - C)] + (Dm - 2)$

Dm = the code of driving distance
 F = door frame height

